

Standard Project Report 2013

Reporting Period: 1 January - 31 December 2013

CAMBODIA

Country Programme-Cambodia (2011-2016)

Project Number	200202
Project Category	Country Programme

Project Approval Date	09 Jun 2011
Planned Start Date	01 Jul 2011
Actual Start Date	01 Jul 2011
Project End Date	30 Jun 2016
Financial Closure Date	n.a.

Approved budget as 31 December 2013 in USD	
Cash Transfer Value	4,036,872
Food Value	74,651,565
Indirect Support Costs	9,282,106
Other Direct Costs	53,913,074
Total Approved Budget	141,883,616

Commodities	Metric Tonnes
Total Approved Commodities	135,392
Planned Commodities in 2013	25,912
Actual Commodities in 2013	16,549

TABLE OF CONTENTS

COUNTRY OVERVIEW

COUNTRY BACKGROUND

SUMMARY OF WFP ASSISTANCE

OPERATIONAL SPR

OPERATIONAL OBJECTIVES AND RELEVANCE

RESULTS

- Beneficiaries, Targeting and Distribution
- 'Story Worth Telling'*
- Progress Towards Gender Equality
- Outputs
- Outcomes
- Sustainability, Capacity Development and Handover

INPUTS

- Resource Inputs
- Food Purchases
- Food Transport, Delivery and Handling
- Post-Delivery Losses

MANAGEMENT

- Partnerships
- Lessons Learned

OPERATIONAL STATISTICS (where applicable)

- Annex: Resource Inputs from Donors
- Annex: Food Transport, Delivery and Handling
- Annex: Commodity Transactions

FINANCIAL SPR

- Contribution & Expenditure as a Proportion of Budget
- Project Overview
- Project Detail by Contribution
- Status of Contributions Receivable

Country Overview



The boundaries and names shown on the maps in this document do not imply official endorsement or acceptance by the United Nations

COUNTRY BACKGROUND

Cambodia is emerging from decades of civil conflict and economic stagnation to become a dynamic economy in Southeast Asia. The country has achieved impressive economic growth since the mid-1990s and has made significant progress in reducing national poverty. It ranks 138 out of 185 countries on the 2013 UNDP Human Development Index. According to World Bank, the poverty rate decreased from 53 percent in 2004 to 20.5 percent in 2011. However, a significant portion of the population remains 'near poor', as at the slightest income shock, they could fall back below the food poverty line. The impact of losing USD 0.30 a day in income would double the poverty rate to 40 percent.

Access to sufficient and diverse types of food remains a concern for the most vulnerable. According to the 2007 Cambodia Socio-Economic Survey, 18 percent of the population lived below the food poverty line. The 2010 Cambodia Demographic Health Survey (CDHS) found that undernutrition rates have stagnated or deteriorated, with almost 40 percent of children under 5 stunted, 28 percent underweight and 10 percent wasted. One out of five women is underweight.

Micronutrient deficiencies are a public health concern, with the prevalence of anaemia among children under 5 at 55 percent and at 44 percent among women aged 15 to 49. Three out of four children between 6 and 24 months do not meet the minimum standards for infant and young child feeding practices. The maternal mortality ratio is 206 per 100,000 live births, while the under-5 mortality rate is 54 per 1,000 live births, both significant improvements since the last CDHS.

Cambodia is highly vulnerable to natural disasters, with regular monsoon flooding in the Mekong and Tonle Sap basin and localized droughts in the plains region. Cambodia experienced extensive flooding at the end of 2011 and again in 2013, causing severe damage to livelihoods and to rice crops across flood-affected provinces. Rising inequality, landlessness and deterioration of common property resources have eroded the coping capacity of food-insecure people in recent years. Limited access for the poor to education and health services, and low levels of investment in public infrastructure perpetuate food insecurity and undernutrition.

SUMMARY OF WFP ASSISTANCE

In its five-year country programme (CP), WFP's assistance focused on the poorest Cambodians living in the most food-insecure provinces. The project covered food-based safety-nets in the sectors of education, nutrition and productive assets and livelihoods support, in support of Government efforts to tackle food security challenges. In 2013, WFP reached more than one million people in Cambodia.

WFP's interventions marked three major transitions: from recovery to development; from food aid to food assistance; and from implementer to enabler of longer-term, nationally-owned food security solutions. The objectives were to improve food and nutritional security of the most vulnerable households and communities in ways that build long-term social capital and physical assets, and to build models and strengthen capacities that promote the development of sustainable national food security systems in line with United Nations Development Assistance Framework priorities.

In 2013, activities under the CP contributed to the Cambodia Millennium Development Goals (CMDG) 1 through 7. Through food-assistance-for-assets (FFA), WFP contributed to achieving CMDG1, 3 and 7. Education activities, including the school meals programme as well as cash scholarships to poor children in grades 4-6, contributed to CMDG2 and 3. Food assistance to orphans and other vulnerable children contributed to CMDG6, while nutrition activities contributed to CMDG4 and 5. Gender equality (CMDG3) was a cross-cutting issue in all of WFP's activities.

Beneficiaries	Male	Female	Total
Number of children below 5 years of age	61,703	59,483	121,186
Number of children 5 to 18 years of age	301,233	277,717	578,950
Number of adults	142,512	168,199	310,711
Total number of beneficiaries in 2013	505,448	505,399	1,010,847
Total number of beneficiaries in 2012	585,178	594,389	1,179,567
Total number of beneficiaries in 2011	487,297	516,927	1,004,224

Distribution (mt)						
Project Type	Cereals	Oil	Pulses	Mix	Other	Total
Country Programme	13,862	295	504	1,192	695	16,549
Total food distributed in 2013	13,862	295	504	1,192	695	16,549
Total food distributed in 2012	22,734	584	505	1,881	978	26,682
Total food distributed in 2011	17,141	614	578	1,681	745	20,759

Operational SPR

OPERATIONAL OBJECTIVES AND RELEVANCE

While Cambodia made strides in economic growth and poverty reduction over the past decade, the prevalence of food insecurity and undernutrition remains high among a third of the population, where chronic malnutrition rate is 40 percent for children under five. Access to sufficient and diverse types of food remains a major concern for the most vulnerable.

Aligned with WFP Strategic Objectives 2, 4 and 5, WFP's 2011-2016 Country Programme (CP) supported the Royal Government of Cambodia in tackling food security by improving food and nutrition security of vulnerable households to build longer-term social capital and physical assets; and by building models and strengthening capacities that promote the development of sustainable national food security systems.

The CP, in line with the National Social Protection Strategy (NSPS) for the Poor and Vulnerable, the Education Strategic Plan, as well as a range of other relevant national policies including the Strategic Framework for Food Security and Nutrition, has three components: education, nutrition, and productive assets and livelihoods support (PALS).

Under component 1, the school feeding programme aimed to improve food security and encourage enrolment, attendance and completion of primary education through the provision of nutritious meals and cash scholarships to primary schoolchildren.

Component 2 aimed to prevent chronic undernutrition during the first 1,000 days from conception up to two years by providing fortified blended food (FBF) to pregnant and lactating women (PLW) and children under two. It also aimed to improve nutrition and health education of PLW. Following the phase out of the HIV food assistance programme at the end of 2012, WFP focused on providing technical assistance to mothers, children, and adolescents living with HIV, through the HIV Nutrition Core Group and through the revision of the Good Food Tool Kit training manual.

Under component 3, PALS aimed to improve household food security through income transfers and construction of community assets, while providing livelihood support to vulnerable households. This was carried out through food-assistance-for-assets (FFA) activities, which engaged rural households in community infrastructure works.

RESULTS

Beneficiaries, Targeting and Distribution

Beneficiaries targeted under this CP included vulnerable pre- and primary school children, PLW, children under two, and food-insecure rural households. Targeting was based on government surveys, the 2008 Comprehensive Food Security and Vulnerability Analysis and the Integrated Food Security Phase Classification. Provinces with the highest prevalence of malnutrition were prioritized. Food insecure households were identified through the Government's Identification of Poor Households (ID Poor) system and a participatory self-selection process of eligible beneficiaries, facilitated by the project management committees.

Under the education component, WFP continued to provide schools meals made of rice, fish, pulses, oil and salt as well as a household ration of rice or cash for scholarships. Although planned, noodles were not distributed under the school meals programme as the cost of the commodity was too high compared to other commodities.

An expansion of school meals and scholarship programmes to three new provinces led to a significant increase in beneficiaries assisted during the 2012-13 school year, particularly for scholarship students. With the transition to a new mobile banking cash scholarship delivery model, WFP planned to provide assistance in an additional province for the 2013-14 school year. However, due to limited resources, WFP developed a scale-down strategy for the 2013-14 school year, reducing the number of actual beneficiaries, feeding days and ration sizes while maintaining geographical coverage.

Under WFP's Mother-and-Child Health and Nutrition (MCHN) programme, a blanket supplementary feeding programme (BSFP) provided children aged 6-23 months and PLW with a monthly take-home ration of Super Cereal or Super Cereal Plus, sugar and vitamin-enriched vegetable oil, in order to prevent chronic malnutrition. Due to lack of resources, WFP had to reduce the number of people assisted under BSFP by approximately 50 percent in the fourth quarter of 2013 to prioritize areas with highest malnutrition and food insecurity rates. Additionally, more beneficiaries were discharged than admitted in 2013, therefore those discharged received fewer food rations than planned, which accounts for the underachievement in food distribution compared to the number of beneficiaries assisted.

Under PALS, FFA participants received a smaller household ration of rice compared to the unskilled agricultural wage rate to avoid competing with other employment opportunities. Under the new cash pilot for PALS, rice was replaced with a cash entitlement, transferred through mobile banking into individual bank accounts set up for this purpose.

FFA activities reached above half of the planned participants as some assets were suspended due to technical quality checks and/or lack of participants and due to labour migration. The PALS cash pilot saw an underachievement in reaching planned participants as the implementation was done on a smaller scale, to ensure the pilot was manageable enough to enable systematic and in-depth operational learning, which a large scale implementation would not have allowed. In addition, due to the focus on ID Poor households only, mainly smaller projects could be implemented as the pool of participants were limited to those with ID Poor cards. WFP is planning a vulnerable-group-support pilot which will prioritize the most vulnerable households who are unable to participate in the heavy work required for FFA activities, by engaging them in lighter maintenance work on community assets. In exchange, these households will receive general food rations.

Beneficiary Category	Planned			Actual			% Actual v. Planned		
	Male	Female	Total	Male	Female	Total	Male	Female	Total
ACT1 - Education									
Number of children below 5 years of age	44,078	40,274	84,352	43,359	42,123	85,482	98.4%	104.6%	101.3%
Number of children 5 to 18 years of age	378,254	354,153	732,407	284,402	262,776	547,178	75.2%	74.2%	74.7%
Number of adults	179,131	197,603	376,734	118,963	132,128	251,091	66.4%	66.9%	66.6%
Total number of beneficiaries in 2013	601,463	592,030	1,193,493	446,724	437,027	883,751	74.3%	73.8%	74.0%
Total number of beneficiaries in 2012	601,463	592,030	1,193,493	430,578	418,063	848,641	71.6%	70.6%	71.1%
Total number of beneficiaries in 2011	479,792	471,791	951,583	223,966	215,766	439,732	46.7%	45.7%	46.2%
The total number of beneficiaries includes all targeted persons who were provided with WFP food during the reporting period - either as a recipient/participant in one or more of the following groups, or from a household food ration distributed to one of these recipients/participants									
ACT2 - Nutrition									
Number of children below 5 years of age	11,457	11,456	22,913	13,173	12,669	25,842	115.0%	110.6%	112.8%
Number of children 5 to 18 years of age	0	0	0	0	0	0	-	-	-
Number of adults	0	10,281	10,281	0	10,153	10,153	-	98.8%	98.8%
Total number of beneficiaries in 2013	11,457	21,737	33,194	13,173	22,822	35,995	115.0%	105.0%	108.4%
Total number of beneficiaries in 2012	38,184	48,464	86,648	37,077	55,558	92,635	97.1%	114.6%	106.9%
Total number of beneficiaries in 2011	46,825	56,078	102,903	34,451	53,616	88,067	73.6%	95.6%	85.6%
The total number of beneficiaries includes all targeted persons who were provided with WFP food during the reporting period - either as a recipient/participant in one or more of the following groups, or from a household food ration distributed to one of these recipients/participants									
ACT3 - Productive Assets and Livelihoods									
Number of children below 5 years of age	7,980	7,242	15,222	5,171	4,691	9,862	64.8%	64.8%	64.8%
Number of children 5 to 18 years of age	25,980	23,063	49,043	16,831	14,941	31,772	64.8%	64.8%	64.8%
Number of adults	36,350	40,007	76,357	23,549	25,918	49,467	64.8%	64.8%	64.8%
Total number of beneficiaries in 2013	70,310	70,312	140,622	45,551	45,550	91,101	64.8%	64.8%	64.8%
Total number of beneficiaries in 2012	70,310	70,312	140,622	42,585	42,585	85,170	60.6%	60.6%	60.6%
Total number of beneficiaries in 2011	35,156	35,158	70,314	1,586	1,583	3,169	4.5%	4.5%	4.5%
The total number of beneficiaries includes all targeted persons who were provided with WFP food during the reporting period - either as a recipient/participant in one or more of the following groups, or from a household food ration distributed to one of these recipients/participants									

Beneficiary Category	Planned			Actual			% Actual v. Planned		
	Male	Female	Total	Male	Female	Total	Male	Female	Total
ACT1 - Education									
Children receiving school meals	256,596	246,534	503,130	218,180	206,748	424,928	85.0%	83.9%	84.5%
Children receiving take-home rations	80,000	80,000	160,000	41,461	47,263	88,724	51.8%	59.1%	55.5%
Cash and Voucher Beneficiaries	40,000	40,000	80,000	21,763	22,652	44,415	54.4%	56.6%	55.5%
ACT2 - Nutrition									
Children 6 to 23 months given food under blanket supplementary feeding (prevention of stunting)	11,457	11,456	22,913	13,173	12,669	25,842	115.0%	110.6%	112.8%
HIV/AIDS and TB beneficiaries	0	0	0	0	0	0	-	-	-
Pregnant and lactating women participating in blanket supplementary feeding (prevention of moderate acute malnutrition)		10,281	10,281		10,153	10,153		98.8%	98.8%
ACT3 - Productive Assets and Livelihoods									
Cash and Voucher Beneficiaries	11,250	11,250	22,500	2,657	2,657	5,314	23.6%	23.6%	23.6%
Participants in Food For Assets	24,609	24,609	49,218	18,893	18,440	37,333	76.8%	74.9%	75.9%
Beneficiaries of General food distribution (GFD)/ targeted food distribution/assistance (GFD-TFD/A)	11,718	11,719	23,437	0	0	0	0.0%	0.0%	0.0%

Commodity Distribution

Commodity	Planned Distribution (mt)	Actual Distribution (mt)	% Actual v. Planned
ACT1 - Education			
Canned Fish	879	504	57.4%
Iodised Salt	176	95	54.2%
Rice	18,152	10,814	59.6%
Split Peas	879	504	57.3%
Vegetable Oil	293	228	77.9%
Sum	20,379	12,145	59.6%
ACT2 - Nutrition			
Corn-soya Blend (csb)	1,692	1,192	70.5%
Sugar	212	96	45.1%
Vegetable Oil	85	67	78.5%
Sum	1,989	1,355	68.1%
ACT3 - Productive Assets and Livelihoods			
Rice	3,544	3,049	86.0%
Sum	3,544	3,049	86.0%
Total for 2013	25,912	16,549	63.9%
Total reported in 2012 SPR	29,304	21,333	72.8%
Total reported in 2011 SPR	13,799	5,149	37.3%

Cash/Vouchers	Planned Distribution (USD)	Actual Distribution (USD)	% Actual v. Planned
Cash	937,499	534,144	57.0%
Total for 2013	937,499	534,143.64	57.0%

'Story Worth Telling'

Khourn Kom and her family live in a two-room wooden house, perched on stilts in Baktra village in Pursat Province. In 2013, Kom won an award from the local health center for being an outstanding caregiver for her three children: eight-year-old Yut, five-year-old That, and baby Khen.

During her pregnancy and while she was breastfeeding Khen for the first six months, Kom received monthly distributions of Super Cereal to improve her nutritional status, together with nutrition education. Now that Khen is seven months old, Kom receives four pouches of Super Cereal Plus, a product that responds to the specific nutritional needs of children 6-23 months and is used as a supplement to breast milk. Kom stated, "This food is good for my son. It helps him grow fast and healthy."

As WFP's MCHN hadn't yet started in the village when the two elder children were infants, they did not benefit from Super Cereal Plus. Kom and her husband Pari said that their elder children were very small as infants; they did not grow as fast and were not as active as Khen is. Kom believes the Super Cereal Plus had a positive impact on Khen and is very grateful for the programme. She says that it made her job as a mother easier, and feels confident that Khen will grow into a strong, healthy boy.

Progress Towards Gender Equality

WFP remains committed to gender equality and empowerment in Cambodia. WFP continued to provide scholarship opportunities to children giving priority to girls where the gender gap in favour to boys was greater. WFP also encouraged women at household level to take control of scholarships. Under the cash scholarship programme, implemented in partnership with a microfinance institution, some 80 percent of saving accounts were set up in women's names, and over 90 percent of cash withdrawal and decision on cash use were made by women.

WFP recognized that women face additional barriers in accessing income-generating opportunities. Ahead of the yearly lean season, women tend to stay at home or find low-paying jobs close to their families, while men often temporarily migrate in search of better work. In this context, PALS continued to represent a valuable source of employment and income to help women and their families cope with the hardships of the lean season. PALS did not compete with other work opportunities, in fact it increased options and for some households it was the only source of employment. Under the new FFA PALS cash pilot, only one member per household participated. More women than men chose to take part in FFA activities as they were perceived to be safer and closer to home, which allowed them to tend to their households or children while working. It was found that, while women chose PALS, men migrated in search of higher wages, which meant households had a dual income.

A gender assessment on cash distributions under FFA activities found that no tensions were found between men and women working together at the same site and that the decision to participate in PALS was not forced on women, but made collectively by both. Food and cash distributions were implemented taking into account distance and timing to minimize chances of gender-based violence.

Under the nutrition programme, education sessions continued to improve basic nutrition and health practices among PLW and caretakers. Out of 27 MCHN orientation refresher sessions and 5 baby-friendly community initiative trainings, with 724 and 156 participants respectively, including staff from cooperating partners, health centres, village health support groups, commune councils and village leaders, over half of the participants were women.

Progress towards Gender Equality indicators	Unit	Planned	Actual
ACT1 - Education			
SO 4: General Gender Indicators			
Number of food monitors - men	individual	13	16
Number of food monitors - women	individual	13	10
The project has activities to raise awareness of how gender equality goals can increase effectiveness of WFP interventions	1=Yes/0=No	0	0
The project has initiatives to reduce risk of sexual and gender-based violence	1=Yes/0=No	1	1
SO 4: School Feeding			
Number of members of food management committees (female) trained on modalities of food distribution	Individual	21,600	19,238
Number of members of food management committees (male) trained on modalities of food distribution	Individual	7,200	6,413
Number of men in leadership positions on food, cash, voucher management committees	Individual	3,840	3,420
Number of women in leadership positions on food, cash, voucher management committees	Individual	960	855
Training on food distribution includes a solid explanation for gender sensitive provision of food	1=Yes/0=No	0	0
ACT2 - Nutrition			
SO 4: Nutrition: Prevention of Stunting			
Training on food distribution includes a solid explanation for gender sensitive provision of food	1=Yes/0=No	1	1
ACT3 - Productive Assets and Livelihoods			
SO 2: FFA			
Number of members of food management committees (female) trained on modalities of food distribution	Individual	469	219
Number of members of food management committees (male) trained on modalities of food distribution	Individual	469	596
Number of men in leadership positions on food, cash, voucher management committees	Individual	162	172
Number of women in leadership positions on food, cash, voucher management committees	Individual	18	0
Training on food distribution includes a solid explanation for gender sensitive provision of food	1=Yes/0=No	0	0

Outputs

The expansion of school meals and scholarship programmes to three new provinces in 2012-13 resulted in a significant increase in the number of assisted schools. However, difficult road access and delays in implementing assistance in the new schools, as well as cooking suspensions during commune election, hampered food distribution in several new participating schools.

With limited resources available for component 1, WFP had to develop a scale-down strategy for the 2013-14 school year, reducing the number of beneficiaries, feeding days, ration sizes, distributions, and coverage to avoid programme suspension in the middle of the school year while maintaining geographical coverage.

Gardens were run in the majority of schools to provide fresh vegetables for school meals and were maintained as part of the life-skills programme. Fuel-efficient stoves covered two-thirds of school meals, improving cooking times, reducing energy needs and minimizing environmental impact. Furthermore, over 25,600 participants from school feeding committees were trained on food and cash implementation management, supervision and monitoring at both the national and sub-national level.

Under component 2, WFP continued its monthly distribution of take-home ration of Super Cereal and Super Cereal Plus and collaborated with NGO partners to provide a basic package of education activities during distributions in an effort to raise awareness and achieve behaviour change in health and nutrition.

For component 3, 6 FFA sites out of 178 had to be cancelled due to lower than expected community participation and high migration. Nevertheless, for the remaining active sites, WFP managed to achieve almost all of the planned volume of community assets.

As part of capacity development activities, WFP collaborated with partners on operational research to build evidence on several issues, such as rice fortification; effect of animal-source foods and micronutrient fortified complementary foods; impact of Super Cereal and Super Cereal Plus on the prevention of malnutrition among young children; impact of supplementary feeding with Super Cereal on maternal nutrition during pregnancy; and on economic consequences of malnutrition in Cambodia.

Output	Unit	Planned	Actual	% Actual vs. Planned
ACT1 - Education				
SO 4: School Feeding				
C&V: Number of beneficiaries receiving cash transfers	beneficiary	12,000	8,883	74.0%
C&V: Total amount of cash transferred to beneficiaries	US\$	600,000	432,734	72.1%
Environmental Protection and Management: Number of WFP-assisted schools with improved fuel or energy-efficient stoves	school	1,300	819	63.0%
Health, Nutrition and Hygiene: Number of WFP-assisted schools that have school gardens for learning or complementary food input	school	1,300	1,079	83.0%
Number of feeding days as % of actual school days	%	100	89	89.0%
Number of pre-schools assisted by WFP	school	500	597	119.4%
Number of primary school boys assisted by WFP	boy	251,464	200,578	79.8%
Number of primary school girls assisted by WFP	girl	241,603	188,090	77.9%
Number of primary schools assisted by WFP	school	4,800	4,275	89.1%

Output	Unit	Planned	Actual	% Actual vs. Planned
SO 5: Capacity Development: Strengthening National Capacities (SO 5)				
SO5 School Feeding: Number of government/national partner staff receiving technical assistance and training	individual	14,720	8,368	56.8%
ACT2 - Nutrition				
SO 4: Nutrition: Prevention of Stunting				
Energy content of food distributed (kcal/person/day)	kcal/person/day	1,077	1,077	100.0%
Number of beneficiaries/caregivers who received messages/training on health and nutrition	beneficiary/caregiver	33,194	31,170	93.9%
Number of bi-weekly or monthly distributions of individual food rations	distribution	12	12	100.0%
Number of health centres/sites assisted	centre/site	41	43	104.9%
Number of staff members/community health workers trained on modalities of food distribution	trainee	1,010	724	71.7%
ACT3 - Productive Assets and Livelihoods				
SO 2: FFA				
Hectares (ha) of agricultural land benefiting from new irrigation schemes (including irrigation canal construction, specific protection measures, embankments, etc)	Ha	2,424	648	26.7%
Hectares (ha) of agricultural land benefiting from rehabilitated irrigation schemes (including irrigation canal repair, specific protection measures, embankments, etc)	Ha	2,028	211	10.4%
Kilometres (km) of feeder roads built (FFA) and maintained (self-help)	km	88	85	96.6%
Kilometres (km) of feeder roads rehabilitated (FFA) and maintained (self-help)	km	118	95	80.5%
Number of assisted communities with improved physical infrastructures to mitigate the impact of shocks, in place as a result of project assistance	community	202	191	94.6%
Number of excavated community water ponds for domestic uses constructed (3000-15,000 cbmt)	water pond	7	3	42.9%
SO 5: Capacity Development: Strengthening National Capacities (SO 5)				
SO5 FFA: Number of government/national partner staff receiving technical assistance and training	individual	26	22	84.6%

Outcomes

The school feeding programme in Cambodia continued to contribute to increased enrolment, attendance, and completion. The Education Management Information System and monthly WFP monitoring visits show that districts with school meals and scholarships have better outcomes compared to those not covered by the programme. As of January 2013, the net admission rates in WFP assisted districts were some 8 percent higher compared to other districts, while the net enrolment rate and completion rate were about 5 and 7 percent higher respectively.

Overall attendance rates increased almost 5 percent compared to the previous school year. In addition, both quantitative and qualitative data indicated that school meals have contributed to increased punctuality and allowed children to maintain their level of concentration. Dropout rates remained stable, which may be related to strict targeting of areas with very high dropout rates, especially along the border areas where families are exposed to seasonal migration.

The school feeding programme is acknowledged as an effective social safety net. Beneficiary interviews show that school feeding and scholarships allow families to use their resources for food or productive household investments, thereby preventing negative coping strategies.

During the 2011-12 school year, WFP, World Bank and the Ministry of Education Youth and Sports (MoEYS) conducted an evaluation of cash and food scholarships. An end-line evaluation survey, which started in August 2012, aims to build evidence on the comparative impact of food versus cash scholarships thus informing the development of the primary school scholarship policy. The final report will be available in 2014.

Due to the ongoing re-design of the MCHN programme, collection of outcome data will start once the new model is initiated, therefore, no indicators for component two are available.

The cash pilot under FFA was launched in Siem Reap province, with the aim of increasing sustainability, national ownership, inclusiveness of those most vulnerable, and scalability of the programme. Early data indicates that an increased frequency of cash transfers in the pilot made the programme more inclusive of the poorest households. WFP has contracted an independent research firm to conduct a household assessment of cash distributions under PALS cash, which will look at the impact of cash transfer and assets on the lives of beneficiaries.

WFP conducted end line surveys to establish the community asset score, which showed a third of the communities had an increased asset score. In addition to providing employment opportunities and income to poor rural households ahead of the yearly lean season, community assets built through PALS continued to strengthen access to markets and health centres, increased agricultural productivity and improved resilience to future floods and drought in poor food insecure rural communities.

During the year, WFP, the Program for Appropriate Technology in Health (PATH), corporate partner DSM and the Institute for Research and Development (IRD) tested different formulations of fortified rice implemented in the 2013 school meals programme. The data collected will build evidence on the impact of each type of formulation on nutrition, health, and cognition in Cambodia. The results of the trial will be released in 2014.

Outcome	Base Value <i>(at start of project or benchmark)</i>	Previous Follow-up <i>(penultimate follow-up)</i>	Latest Follow-up <i>(latest value measured)</i>
ACT1 - Education			
Strategic Objective 4: Reduce chronic hunger and undernutrition			
Gender ratio: ratio of girls to boys enrolled in WFP-assisted primary schools			
Base value: Dec-2011, EMIS data, Secondary data. Previous Follow-up: Dec-2012, EMIS data, Secondary data. Latest Follow-up: Dec-2013, EMIS data, Secondary data.	0.93	0.94	0.94
Drop-out rate (girls) in WFP-assisted primary schools			
Base value: Dec-2011, EMIS data, Secondary data. Previous Follow-up: Dec-2012, EMIS data, Secondary data. Latest Follow-up: Dec-2013, EMIS data, Secondary data.	7.25	6.34	7.81
Promotion rate (girls) in WFP-assisted primary schools			
Base value: Dec-2011, EMIS data, Secondary data. Previous Follow-up: Dec-2012, EMIS data, Secondary data. Latest Follow-up: Dec-2013, EMIS data, Secondary data.	88.02	88.86	88.18
Attendance rate (boys) in WFP-assisted primary schools			
Base value: Dec-2011, WFP database monitoring checklist, Programme monitoring. Previous Follow-up: Dec-2012, WFP database monitoring checklist, Programme monitoring. Latest Follow-up: Dec-2013, WFP database monitoring checklist, Programme monitoring.	84.5	85.3	90
Attendance rate (girls) in WFP-assisted primary schools			
Base value: Dec-2011, WFP database monitoring checklist, Programme monitoring. Previous Follow-up: Dec-2012, WFP database monitoring checklist, Programme monitoring. Latest Follow-up: Dec-2013, WFP database monitoring checklist, Programme monitoring.	85.8	86.3	92
Drop-out rate in WFP-assisted primary schools			
Base value: Dec-2011, EMIS data, Secondary data. Previous Follow-up: Dec-2012, EMIS data, Secondary data. Latest Follow-up: Dec-2013, EMIS data, Secondary data.	7.45	7.29	7.5
Promotion rate (boys) in WFP-assisted primary schools			
Base value: Dec-2011, EMIS data, Secondary data. Previous Follow-up: Dec-2012, EMIS data, Secondary data. Latest Follow-up: Dec-2013, EMIS data, Secondary data.	86.18	87.14	87.98
Strategic Objective 5: Strengthen the capacity of countries to reduce hunger			
NCI: School Feeding National Capacity Index			
Previous Follow-up: May-2012, Joint WFP-Government workshop, Programme monitoring. Latest Follow-up: May-2013, Joint WFP-Government workshop, Programme monitoring.		12	12
ACT3 - Productive Assets and Livelihoods			
Strategic Objective 2: Prevent acute hunger and invest in disaster preparedness and mitigation measures			
CAS: Community Asset Score (average)			
Base value: Apr-2013, Community Asset Score survey, WFP survey. Latest Follow-up: Aug-2013, Community Asset Score survey, WFP survey.	137		154

Sustainability, Capacity Development and Handover

Under the education component, WFP reviewed operational models to increase sustainability, scalability and transferability of the school feeding programme. WFP worked closely with MoEYS and a microfinance institution, to implement an innovative cash scholarship pilot based on mobile banking, the first of its kind for cash-based social protection programmes in Cambodia. In addition, a home-grown school feeding pilot, planned to start in 2014, aiming to source school meal commodities from local smallholder farmers, was jointly designed with MoEYS, commune councils, NGOs and school authorities.

Significant responsibilities for scholarship programme implementation were handed over to MoEYS in two new provinces, successfully testing and strengthening national capacities at central and sub-national level.

Developed with WFP's technical assistance, a school feeding sustainability roadmap was presented during the second national capacity index workshop in January 2014, which highlighted improvements in school feeding quality standards, policy frameworks, institutional arrangements and coordination and on programme design. Moreover, school feeding was further integrated into national and sub-national development plans, with development of operational guidelines on food and cash assistance facilitated by WFP.

Sustainability and capacity building were key considerations in the design of the cash pilot under PALS, which was entirely implemented through local authorities and fully integrated into sub-national governance systems and procedures. Cash transfers were made bi-weekly to individual beneficiary bank accounts at a microfinance institution.

While the traditional FFA model aimed to alleviate the short-term hunger gap during the yearly lean season, the cash pilot was designed to provide sustained engagement in targeted areas over a few years. In its next phase in 2014, the pilot will also provide year-round employment through lighter work on maintenance projects to enable female-headed households with young children to benefit from PALS. The cash pilot was well received by local authorities, which could lead to commune councils earmarking complementary resources towards PALS assets in 2014. Based on these positive results, the cash distribution model under PALS is expected to eventually replace the traditional FFA approach.

WFP funding and technical assistance strengthened the capacity of the national Council for Agricultural and Rural Development (CARD) to coordinate social protection under the National Social Protection Strategy. WFP also conducted an integrated social protection pilot and qualitative field research aimed at improving the integration of social safety net programmes and assessing its impact.

WFP continued its co-chairmanship role of the Food Security and Nutrition Technical Working Group within CARD, and facilitated the technical review of joint monitoring indicators for the Development Cooperation Partnerships Strategy (2014-2018).

During the 2013 flood season, WFP's active engagement as co-chair of the Humanitarian Response Forum (HRF) contributed to improved coordination and joint planning of emergency preparedness and response (EPR) by humanitarian partners in support of the Government. WFP hosted the HRF coordination team which was responsible for the production and dissemination of sector-specific contingency plans, status updates and information management products, as well as leading joint assessments. Additionally, WFP continued its co-chairmanship role of the food security and nutrition sector of the HRF and chairmanship of the UN Disaster Management Team.

INPUTS

Resource Inputs

The impact of the recent global economic slowdown put pressure on traditional sources of funding for the CP in 2013. The support of long-time partners, as well as new donors, enabled WFP to ensure continuity in the implementation of the CP, however funding shortfalls forced WFP to keep the number of beneficiaries and the quantity of food distributed below plan. The Government of Cambodia supported the CP with 2,000 mt of rice and financed a portion of the associated costs, demonstrating its continued commitment to WFP.

Donor	Resourced in 2013 (mt)		Shipped/Purchased in 2013 (mt)
	In-Kind	Cash	
Australia		774	1,885
Cambodia	2,000		2,000
MULTILATERAL		2,732	2,875
Private Donors	27	1,591	1,900
USA	2,880		2,802
Total:	4,907	5,097	11,462

Please note that this table does not include all metric tonnage procured through the Forward Purchase Facility.

See Annex: Resource Inputs from Donors for breakdown by commodity and contribution reference number

Food Purchases

Much of the food procured by WFP in 2013 was sourced locally or from the region. This reduced transport costs, shortened lead-times and lowered the carbon footprint of the project. Local purchases also helped support local farmers and stimulated the local economy.

Commodity	Local Purchases (mt)	Triangular Purchases (mt)	Other International Purchases (mt)
Canned Fish	0	0	126
Corn Soya Blend	0	696	411
Iodised Salt	0	50	0
Rice	6,991	0	2,612
Split Peas	0	0	500
Vegetable Oil	0	77	0
Total:	6,991	822	3,649

Please note that this table does not include all metric tonnage procured through the Forward Purchase Facility.

Food Transport, Delivery and Handling

WFP delivered food assistance with distributions carried out to more than 7,000 distribution points. WFP handled over 23,000 mt with few losses, ensuring timely dispatches to distribution points, with warehouses operating in Phnom Penh, Kampong Cham and Siem Reap provinces. All in-country transportation was carried out by commercial transport companies. A key challenge was finding capable transporters willing to comply with WFP short-listing and contracting procedures. Poor conditions of some parts of the warehouse structure required additional resources and labour in order to protect food commodities during the rainy season. Repairing works are scheduled for 2014.

Activity	Metric Tonnes								%
	Opening Stock	Commodities Received	Commodity Transactions	Total Handled	Food Distributed	Closing Stock (In-Country)* ¹	Closing Stock (Total)* ²	Post Delivery Losses	
ACT1 - Education	12,054	5,625	-126	18,164	12,145	5,386	6,403	21	0.1%
ACT2 - Nutrition	1,134	1,160	-357	2,320	1,355	491	491	91	3.9%
ACT3 - Productive Assets and Livelihoods	0	2,546	503	3,152	3,049	0	0	0	0.0%
Project Total:	13,187	9,331	20	23,635	16,549	5,878	6,893	112	0.5%

* The projects closing stock is presented in two formats: ¹ describes COMPAS closing stock (WFP in recipient country + cooperating partner/s), while ² describes the International Public Sector Accounting Standards (IPSAS) compliant closing stocks, which are total stocks (inside and outside the recipient country and on high seas) as reflected in the Annual Financial Statement. Further information on these two values are available on the SPR Guidance webpage.

† Where applicable, see Annex: Food Transport, Delivery and Handling, Annex: Commodity Transactions, and Endnotes for information on opening and closing stocks

Post-Delivery Losses

As a result of rigorous monitoring by WFP field staff and the implementation of full-cost recovery compensation from the responsible party, there were no cases of loss due to misuse or theft.

In 2013, more than 80 mt of corn-soya blend (CSB) and blended sugar as well as Super Cereal Plus were lost as some 67 mt turned unfit for consumption well before the stated shelf life (18 months) and more than 16 mt displayed an incorrect expiry date on the outer package. WFP Cambodia will therefore follow-up with suppliers to ensure that labeling of the outer packaging of commodities such as Super Cereal Plus is consistent with expiry dates. In addition, CSB quality will be closely monitored with laboratory analysis starting from eight months after production to ensure correct shelf life. WFP Cambodia was also required to destroy 7 mt of expired Vitamin Kernels intended for an operational trial of fortified blended food due to late government clearance for the trial.

MANAGEMENT

Partnerships

While the Royal Government of Cambodia remains the primary partner for school feeding, a number of cooperating partners including PLAN International, Kampuchean Action for the Primary Education, School Aid Japan and For the Smile of a Child provided support to increase the quality of education, improve health and dietary practices of primary school children and improve overall school management. In Siem Reap, the long-standing partnership with PLAN International and its excellent understanding of the context strongly contributed to project achievements. With the initiation of the home-grown school feeding pilot in 2014, WFP expects to further expand its collaboration and partnership with other relevant national authorities, United Nations agencies and NGOs that have experience with working with farmer and local food producer groups.

Most notably, WFP partnered with the Angkor Micro Finance Institute to launch a new cash scholarship delivery mechanism, incorporating mobile banking, to minimize risks, increase transparency and accountability. This is the first of its kind for cash-based social protection programmes in Cambodia.

Key cooperating partners for the nutrition component included Reproductive and Child Health Alliance (RACHA) and Caritas Cambodia (CARITAS). As part of a comprehensive support package, WFP partnered with RACHA and CARITAS to provide monthly food rations, raise awareness on health and nutrition practices, and promote ante-natal and post-natal care, vaccinations and micronutrient supplementation to beneficiaries.

WFP continued its collaboration with the National Core Group on HIV/AIDS including government institutions, NGO partners such as Khmer HIV/AIDS NGO Alliance and the Cambodian HIV/AIDS Education and Care to revise the Good Food Tool Kit training manual for mothers, children, and adolescents living with HIV while providing training to relevant stakeholders.

Partnerships remained fundamental in conducting evidence-based research to support policy-makers and improve programmes as WFP partnered with PATH, DSM and the Institute for Research and Development (IRD) and academic institutions such as the University of Copenhagen to conduct various nutrition studies on fortified food products. Jointly with UNICEF, WFP also worked on determining the economic cost of malnutrition in Cambodia.

During the 2013 flood season, WFP co-chaired the Humanitarian Response Forum (HRF) together with Action Aid to improve coordination and joint planning of emergency preparedness and response among humanitarian partners in support of the Government. Additionally, WFP co-chaired the Technical Working Group on Food Security and Nutrition, chaired the UN Disaster Management Team and was a member of the Social Protection Core Group meeting. WFP was one of six UN agencies in the MDG Achievement Fund Joint Programme for Children, Food Security and Nutrition, which ended in June 2013.

Partnerships	NGO		Red Cross and Red Crescent Movement	UN/IO
	National	International		
Total	5	5		11

Lessons Learned

2013 was a year of transition for the design of a more effective and scalable school feeding model. A key area for transition was the development of sustainable systems and building of local capacities. WFP managed to build capacity and transfer ownership through hand-over of significant responsibilities to MoEYS for the school feeding programme in two new provinces. A home grown school feeding pilot was also developed as a possible new school meals model more suitable for full national ownership. Continued support to the school feeding committees enhanced the overall planning, implementation, coordination, and monitoring of the programme, and contributed to increased ownership at national and sub-national levels.

Another key area of development was the adaptation of new transfer modalities with the implementation of the cash scholarship pilot in partnership with the private sector, aiming at increasing sustainability, national ownership and scalability of the programme.

During the 2012-2013 school year, WFP, IRD, PATH, DSM and relevant line ministries in Cambodia, completed an effectiveness study of three types of multiple micronutrient fortified rice in the school feeding programme, with the aim of measuring the impact of fortified rice on the health and physical and cognitive development of children. Outcomes of this study will be available in 2014. This will help inform social protection and nutrition product design, national policies and programming.

2013 also marked a strategic shift for FFA activities, with the successful launch of a cash pilot under PALS in Siem Reap. Many reviews of the PALS programme showed the value of traditional FFA but also the barriers posed, for example delays in payments, for the poorest to participate. To address the identified gaps, the pilot programme was designed to focus on social protection, sustaining engagement with beneficiaries, increasing programme accessibility for those most in need, and better integration with sub-national planning processes and institutions.

OPERATIONAL STATISTICS

Annex: Resource Inputs from Donors

Donor	Cont. Ref. No	Commodity	Resourced in 2013 (mt)		Shipped/ Purchased in 2013 (mt)
			In-Kind	Cash	
Australia	AUL-C-00092-05	Rice		58	617
Australia	AUL-C-00093-03	Rice		114	666
Australia	AUL-C-00166-01	Rice		601	601
Cambodia	KAM-C-00006-03	Rice	2,000		2,000
MULTILATERAL	MULTILATERAL	Canned Fish			126
MULTILATERAL	MULTILATERAL	Corn Soya Blend		1,047	1,064
MULTILATERAL	MULTILATERAL	Iodised Salt		50	50
MULTILATERAL	MULTILATERAL	Rice		1,269	1,269
MULTILATERAL	MULTILATERAL	Split Peas		289	289
MULTILATERAL	MULTILATERAL	Vegetable Oil		77	77
Private Donors	WPD-C-01596-03	Rice			274
Private Donors	WPD-C-01698-01	Rice	7		7
Private Donors	WPD-C-01750-01	Corn Soya Blend			26
Private Donors	WPD-C-01807-03	Rice		35	35
Private Donors	WPD-C-01839-01	Rice		71	68
Private Donors	WPD-C-01841-01	Corn Soya Blend		17	17
Private Donors	WPD-C-01859-01	Rice			46
Private Donors	WPD-C-01882-01	Rice			83
Private Donors	WPD-C-01914-01	Rice		24	24
Private Donors	WPD-C-02069-01	Rice		8	8
Private Donors	WPD-C-02091-01	Rice		159	159
Private Donors	WPD-C-02109-01	Rice		18	18
Private Donors	WPD-C-02191-01	Rice		583	583
Private Donors	WPD-C-02227-30	Rice		145	
Private Donors	WPD-C-02283-01	Rice	20		20
Private Donors	WPD-C-02285-01	Rice		130	130
Private Donors	WPD-C-02299-01	Rice		184	184
Private Donors	WPD-C-02365-01	Rice		108	108
Private Donors	WPD-C-02385-01	Rice		109	109
Private Donors	WPD-C-02402-01	Rice		3	3
USA	USA-C-00981-01	Rice	2,600		2,592
USA	USA-C-00981-01	Split Peas	210		210
USA	USA-C-00981-01	Vegetable Oil	70		
Total:			4,907	5,097	11,462

Annex: Food Transport, Delivery and Handling

	Metric Tonnes								%
	Opening Stock	Commodities Received	Commodity Transactions	Total Handled	Food Distributed	Closing Stock (In-Country)*1	Closing Stock (Total)*2	Post Delivery Losses	
ACT1 - Education									
Canned Fish	1,081	198	0	1,279	504	774	651	0.1	0.0%
Iodised Salt	158	50	0	207	95	112	86	0.1	0.0%
Rice	9,698	5,031	-126	15,209	10,814	3,773	4,926	16.1	0.1%
Split Peas	845	290	0	1,134	504	626	683	4.0	0.4%

Annex: Food Transport, Delivery and Handling

	Metric Tonnes								%
	Opening Stock	Commodities Received	Commodity Transactions	Total Handled	Food Distributed	Closing Stock (In-Country)* ¹	Closing Stock (Total)* ²	Post Delivery Losses	
Vegetable Oil	272	57	0	335	228	101	57	0.3	0.1%
Total:	12,054	5,625	-126	18,164	12,145	5,386	6,403	20.6	0.1%
ACT2 - Nutrition									
Corn-soya Blend (csb)	613	1,126	20	1,759	1,192	482	481	84.8	4.8%
Rice	361	15	-377	377	0	0		0.0	
Sugar	102	0	0	102	96	0	0	6.3	6.2%
Vegetable Oil	57	19	0	81	67	9	9	0.0	0.0%
Total:	1,134	1,160	-357	2,320	1,355	491	491	91.2	3.9%
ACT3 - Productive Assets and Livelihoods									
Rice	0	2,546	503	3,152	3,049	0		0.0	
Total:	0	2,546	503	3,152	3,049	0		0.0	
Project Total:	13,187	9,331	20	23,635	16,549	5,878	6,893	111.7	0.5%

* The projects closing stock is presented in two formats: ¹ describes COMPAS closing stock (WFP in recipient country + cooperating partner/s), while ² describes the International Public Sector Accounting Standards (IPSAS) compliant closing stocks, which are total stocks (inside and outside the recipient country and on high seas) as reflected in the Annual Financial Statement. Further information on these two values are available on the SPR Guidance webpage.

Annex: Commodity Transactions

Commodity	Commodity Transaction	Going out		Coming in	
		To project	mt	From project	mt
ACT1 - Education					
Rice	Reallocation			200202 (ACT2 - Nutrition)	0
Rice	Repayment	200202 (ACT3 - Productive Assets and Livelihoods)	503		
Rice	Repayment			200202 (ACT2 - Nutrition)	377
	Total:		503		377
ACT2 - Nutrition					
Corn-soya Blend (csb)	Transfer			200118	20
Rice	Reallocation	200202 (ACT1 - Education)	0		
Rice	Repayment	200202 (ACT1 - Education)	377		
	Total:		377		20
ACT3 - Productive Assets and Livelihoods					
Rice	Repayment			200202 (ACT1 - Education)	503
	Total:				503

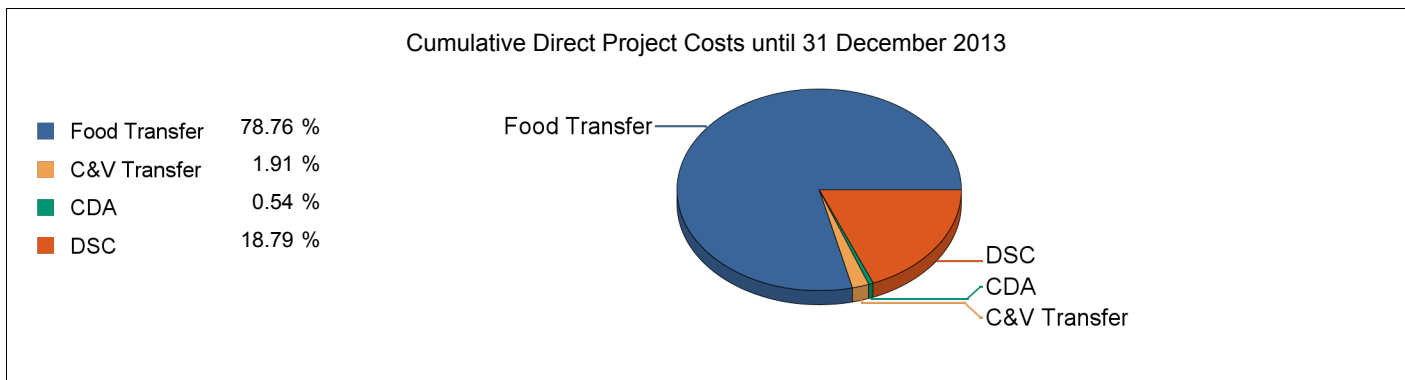
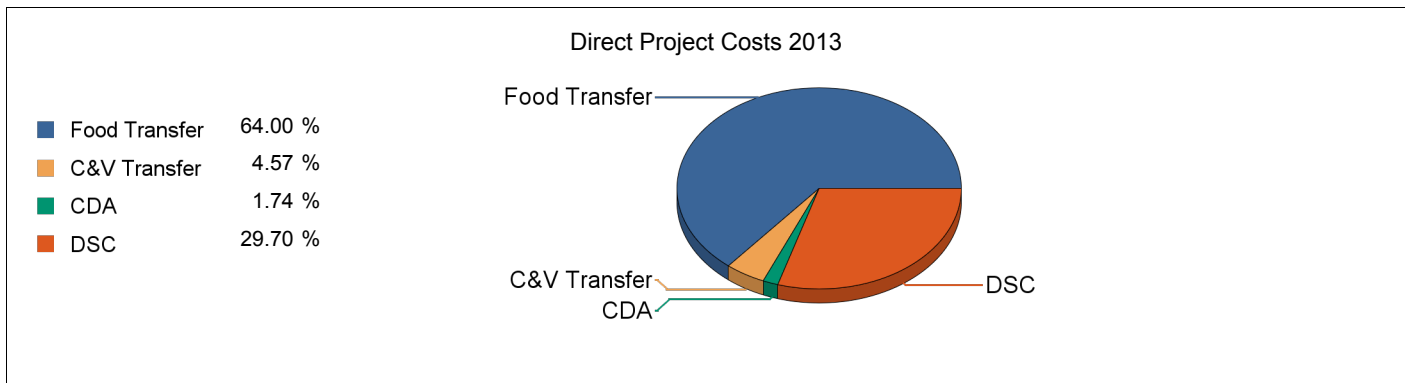
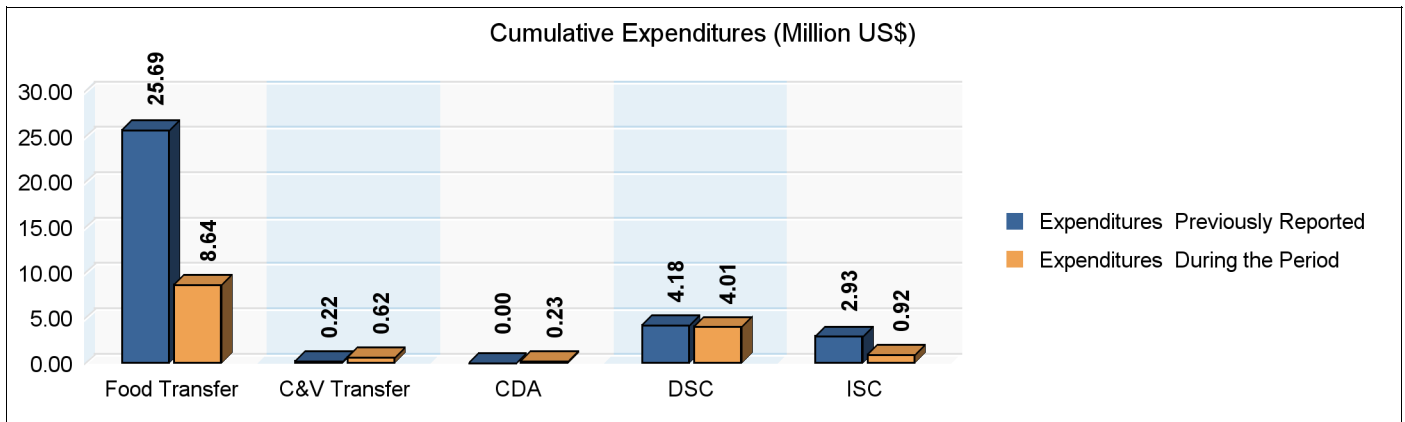
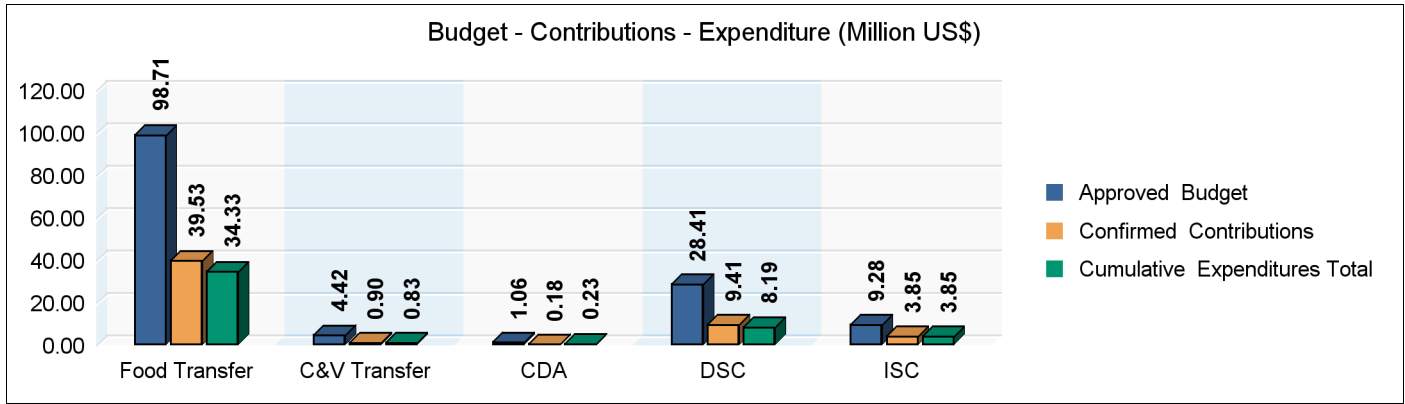
Annex: Commodity Transactions

Commodity	Commodity Transaction	Going out		Coming in	
		To project	mt	From project	mt
Project Total:			880		900

Financial Section

Financial information is taken from WFP's financial records which have been submitted to WFP's auditors.

Figures Based on Project Overview of Financial Section



World Food Programme
STANDARD PROJECT REPORT
PROJECT OVERVIEW

Project: 200202
CP-Cambodia-(2011-2016)

Statement of Account for the Period 1 January 2013 to 31 December 2013
(Amounts in US dollars)

	Approved Budget	Confirmed Contributions	Expenditures			Balance of Contributions
			Prior Period	During the Period	Cumulative Total	
Direct Project Costs						
Food and Related Costs	98,713,870	39,533,867	25,690,630	8,639,953	34,330,583	5,203,284
Cash & Voucher and Related Costs	4,422,219	903,670	215,110	616,981	832,091	71,579
Capacity Dev't & Augmentation	1,056,432	183,000	0	234,790	234,790	(51,790)
Total Direct Operational Costs	104,192,521	40,620,537	25,905,740	9,491,724	35,397,464	5,223,073
DSC	28,408,990	9,406,878	4,179,856	4,009,199	8,189,056	1,217,822
Stock Transfer		2,945,261	2,888,270	56,991	2,945,261	0
Unprogrammed Project Costs		8,110,823				8,110,823
Total Direct Project Costs	132,601,511	61,083,498	32,973,866	13,557,914	46,531,781	14,551,717
Indirect Support Costs	9,282,106	3,854,230	2,934,576	919,654	3,854,230	0
Total	141,883,616	64,937,728	35,908,443	14,477,568	50,386,011	14,551,717

Anthony Tyrrell
Anthony Tyrrell
Chief

Contribution and Project Accounts Branch

World Food Programme
STANDARD PROJECT REPORT
Project : 200202
CP-Cambodia-(2011-2016)
Statement of Account as at 31 December 2013
(Amounts in US dollars)

PROJECT DETAIL BY CONTRIBUTION

	Total	Incoming and Outgoing Transfers	Total Multilateral	Subtotal Directed Multilateral	AUL AUSAID 10015160 AUL-C-00091-04
Confirmed Contributions					
In Kind	11,039,334	0	0	11,039,334	0
Cash	50,953,133	1,192,530	18,167,658	31,592,945	1,657,800
Stock Transfer	2,945,261	2,945,261			
Total Confirmed Contributions	64,937,728	4,137,791	18,167,658	42,632,280	1,657,800
Expenditures					
Project Costs					
Food and Related Costs	34,330,583	649,068	10,168,154	23,115,122	1,082,122
Cash & Voucher and Related Costs	832,091	0	99,037	733,054	90,508
Capacity Dev't & Augmentation	234,790	0	0	234,790	0
Total Direct Operational Costs	35,397,464	649,068	10,267,191	24,082,966	1,172,630
DSC	8,189,056	543,462	1,713,900	5,823,270	309,900
Stock Transfer	2,945,261	2,945,261			
Total Direct Project Costs	46,531,781	4,137,791	11,981,091	29,906,236	1,482,529
Indirect Support Costs	3,854,230		1,013,448	2,840,782	108,454
Total Expenditures	50,386,011	4,137,791	12,994,539	32,747,019	1,590,983
Balance of Contributions	14,551,717	0	5,173,118	9,885,261	66,817

The following donors have provided multilateral contributions for this project:

AUL AUSAID CAN CIDA CHA MOA DEN MOFA FIN MOFA GER BMZ (BERLIN) GER BMZ (BONN) IRE DAFF ITA MOFA JPN MOFA NET MOFA NOR MOFA NZE AIDP SPA MOFA
WPD PRIV DON WPD PRIV DON ONLINE WPD YUM

Note: SPR amounts are rounded off to the nearest dollar. Balances with (+/-) USD 1 will be rounded off to "0".

World Food Programme
STANDARD PROJECT REPORT
Project : 200202
CP-Cambodia-(2011-2016)
Statement of Account as at 31 December 2013
(Amounts in US dollars)

PROJECT DETAIL BY CONTRIBUTION

	AUL AUSAID 10015965 AUL-C-00092-05	AUL AUSAID 10015966 AUL-C-00093-03	AUL AUSAID 10017490 AUL-C-00166-01	AUL AUSAID 10017491 AUL-C-00166-02	AUL AUSAID 10017492 AUL-C-00166-03
Confirmed Contributions					
In Kind	0	0	0	0	0
Cash	1,581,480	1,391,100	633,468	299,581	108,821
Stock Transfer					
Total Confirmed Contributions	1,581,480	1,391,100	633,468	299,581	108,821
Expenditures					
Project Costs					
Food and Related Costs	969,778	926,521	458,794	0	0
Cash & Voucher and Related Costs	90,428	0	0	218,948	101,409
Capacity Dev't & Augmentation	0	0	0	0	0
Total Direct Operational Costs	1,060,206	926,521	458,794	218,948	101,409
DSC	334,838	252,715	133,233	61,034	292
Stock Transfer					
Total Direct Project Costs	1,395,045	1,179,236	592,027	279,983	101,702
Indirect Support Costs	103,461	91,007	41,442	19,599	7,119
Total Expenditures	1,498,506	1,270,242	633,468	299,581	108,821
Balance of Contributions	82,974	120,858	0	0	(0)

Note: SPR amounts are rounded off to the nearest dollar. Balances with (+/-) USD 1 will be rounded off to "0".

World Food Programme
STANDARD PROJECT REPORT
Project : 200202
CP-Cambodia-(2011-2016)
Statement of Account as at 31 December 2013
(Amounts in US dollars)

PROJECT DETAIL BY CONTRIBUTION

	AUL AUSAID 10017493 AUL-C-00166-04	CAN CIDA 10016357 CAN-C-00344-01	JPN MOFA 10017031 JPN-C-00204-01	JPN MOFA 10020840 JPN-C-00279-01	KAM GOV 10014279 KAM-C-00006-01
Confirmed Contributions					
In Kind	0	0	0	0	760,000
Cash	748,369	3,993,702	2,605,136	2,573,144	467,000
Stock Transfer					
Total Confirmed Contributions	748,369	3,993,702	2,605,136	2,573,144	1,227,000
Expenditures					
Project Costs					
Food and Related Costs	189,027	2,578,141	2,360,982	0	848,605
Cash & Voucher and Related Costs	0	0	0	0	0
Capacity Dev't & Augmentation	183,000	0	0	0	0
Total Direct Operational Costs	372,027	2,578,141	2,360,982	0	848,605
DSC	327,383	904,181	73,725	0	287,671
Stock Transfer					
Total Direct Project Costs	699,410	3,482,322	2,434,706	0	1,136,276
Indirect Support Costs	48,959	261,270	170,429	168,337	90,611
Total Expenditures	748,369	3,743,592	2,605,136	168,337	1,226,887
Balance of Contributions	0	250,110	0	2,404,807	113

Note: SPR amounts are rounded off to the nearest dollar. Balances with (+/-) USD 1 will be rounded off to "0".

World Food Programme
STANDARD PROJECT REPORT
Project : 200202
CP-Cambodia-(2011-2016)
Statement of Account as at 31 December 2013
(Amounts in US dollars)

PROJECT DETAIL BY CONTRIBUTION

	KAM GOV 10015465 KAM-C-00006-02	KAM GOV 10015467 KAM-C-00006-03	KAM GOV 10015469 KAM-C-00006-04	KAM GOV 10015470 KAM-C-00006-05	USA USDA 10014770 USA-C-00674-01
Confirmed Contributions					
In Kind	760,000	760,000	760,000	760,000	2,413,800
Cash	467,000	467,000	467,000	467,000	1,811,500
Stock Transfer					
Total Confirmed Contributions	1,227,000	1,227,000	1,227,000	1,227,000	4,225,300
Expenditures					
Project Costs					
Food and Related Costs	901,300	770,224	0	0	3,416,936
Cash & Voucher and Related Costs	0	0	0	0	0
Capacity Dev't & Augmentation	0	0	0	0	0
Total Direct Operational Costs	901,300	770,224	0	0	3,416,936
DSC	0	0	0	0	455,900
Stock Transfer					
Total Direct Project Costs	901,300	770,224	0	0	3,872,836
Indirect Support Costs	90,611	90,611	90,611	90,611	276,500
Total Expenditures	991,911	860,834	90,611	90,611	4,149,336
Balance of Contributions	235,089	366,166	1,136,389	1,136,389	75,964

Note: SPR amounts are rounded off to the nearest dollar. Balances with (+/-) USD 1 will be rounded off to "0".

World Food Programme
STANDARD PROJECT REPORT
Project : 200202
CP-Cambodia-(2011-2016)
Statement of Account as at 31 December 2013
(Amounts in US dollars)

PROJECT DETAIL BY CONTRIBUTION

	USA USDA 10014771 USA-C-00675-01	USA USDA 10017236 USA-C-00856-01	USA USDA 10017237 USA-C-00856-02	USA USDA 10020316 USA-C-00981-01	WPD BASF Foundation 10018706 WPD-C-02091-01
Confirmed Contributions					
In Kind	950,250	1,708,250	383,750	1,726,250	0
Cash	828,200	1,955,900	353,000	3,762,630	116,883
Stock Transfer					
Total Confirmed Contributions	1,778,450	3,664,150	736,750	5,488,880	116,883
Expenditures					
Project Costs					
Food and Related Costs	1,373,552	2,581,676	508,663	2,280,383	84,887
Cash & Voucher and Related Costs	0	0	0	0	0
Capacity Dev't & Augmentation	0	0	0	51,790	0
Total Direct Operational Costs	1,373,552	2,581,676	508,663	2,332,173	84,887
DSC	211,400	551,300	95,600	1,182,710	24,350
Stock Transfer					
Total Direct Project Costs	1,584,952	3,132,976	604,263	3,514,883	109,237
Indirect Support Costs	116,400	239,700	48,200	359,080	7,647
Total Expenditures	1,701,352	3,372,676	652,463	3,873,963	116,883
Balance of Contributions	77,098	291,474	84,287	1,614,918	0

Note: SPR amounts are rounded off to the nearest dollar. Balances with (+/-) USD 1 will be rounded off to "0".

World Food Programme
STANDARD PROJECT REPORT
Project : 200202
CP-Cambodia-(2011-2016)
Statement of Account as at 31 December 2013
(Amounts in US dollars)

PROJECT DETAIL BY CONTRIBUTION

	WPD BASF Foundation 10019849 WPD-C-02285-01	WPD BASF Foundation 10020577 WPD-C-02402-01	WPD CHA BEIJING CO 10020202 WPD-C-02365-01	WPD CREDIT SUISSE SI 10015254 WPD-C-01074-03	WPD CREDIT SUISSE SI 10015479 WPD-C-01402-01
Confirmed Contributions					
In Kind	0	0	0	0	0
Cash	346,894	1,914	77,560	8,902	10,000
Stock Transfer					
Total Confirmed Contributions	346,894	1,914	77,560	8,902	10,000
Expenditures					
Project Costs					
Food and Related Costs	77,098	1,353	41,225	0	0
Cash & Voucher and Related Costs	167,590	0	0	0	0
Capacity Dev't & Augmentation	0	0	0	0	0
Total Direct Operational Costs	244,688	1,353	41,225	0	0
DSC	78,294	436	14,839	8,319	9,346
Stock Transfer					
Total Direct Project Costs	322,982	1,789	56,064	8,319	9,346
Indirect Support Costs	22,694	125	5,074	582	654
Total Expenditures	345,676	1,914	61,138	8,902	10,000
Balance of Contributions	1,218	0	16,422	0	0

Note: SPR amounts are rounded off to the nearest dollar. Balances with (+/-) USD 1 will be rounded off to "0".

World Food Programme
STANDARD PROJECT REPORT
Project : 200202
CP-Cambodia-(2011-2016)
Statement of Account as at 31 December 2013
(Amounts in US dollars)

PROJECT DETAIL BY CONTRIBUTION

	WPD CREDIT SUISSE SI 10017979 WPD-C-01917-01	WPD DSM 10016920 WPD-C-01698-01	WPD GROUPON 10017174 WPD-C-01750-01	WPD IOC CH 10015440 WPD-C-01398-01	WPD JAWFP 10016383 WPD-C-01628-01
Confirmed Contributions					
In Kind	0	21,700	0	0	0
Cash	17,962	32,957	26,684	13,714	128,535
Stock Transfer					
Total Confirmed Contributions	17,962	54,657	26,684	13,714	128,535
Expenditures					
Project Costs					
Food and Related Costs	13,257	25,258	19,747	0	91,678
Cash & Voucher and Related Costs	0	0	0	0	0
Capacity Dev't & Augmentation	0	0	0	0	0
Total Direct Operational Costs	13,257	25,258	19,747	0	91,678
DSC	3,530	25,884	5,191	12,817	28,448
Stock Transfer					
Total Direct Project Costs	16,787	51,142	24,938	12,817	120,126
Indirect Support Costs	1,175	3,515	1,746	897	8,409
Total Expenditures	17,962	54,657	26,684	13,714	128,535
Balance of Contributions	0	0	0	0	0

Note: SPR amounts are rounded off to the nearest dollar. Balances with (+/-) USD 1 will be rounded off to "0".

World Food Programme
STANDARD PROJECT REPORT
Project : 200202
CP-Cambodia-(2011-2016)
Statement of Account as at 31 December 2013
(Amounts in US dollars)

PROJECT DETAIL BY CONTRIBUTION

	WPD JAWFP 10021357 WPD-C-02515-01	WPD KOOKMIN 10017947 WPD-C-01907-01	WPD KOOKMIN 10020376 WPD-C-02385-01	WPD LG Electronics 10016307 WPD-C-01596-02 FORECAST UNDER 1001364	WPD LG Electronics 10017445 WPD-C-01596-03
Confirmed Contributions					
In Kind	0	0	0	0	0
Cash	255,607	77,748	78,167	194,255	193,982
Stock Transfer					
Total Confirmed Contributions	255,607	77,748	78,167	194,255	193,982
Expenditures					
Project Costs					
Food and Related Costs	0	57,655	55,353	139,930	142,290
Cash & Voucher and Related Costs	0	0	0	0	0
Capacity Dev't & Augmentation	0	0	0	0	0
Total Direct Operational Costs	0	57,655	55,353	139,930	142,290
DSC	0	15,006	17,701	41,617	39,002
Stock Transfer					
Total Direct Project Costs	0	72,661	73,053	181,547	181,292
Indirect Support Costs	16,722	5,086	5,114	12,708	12,690
Total Expenditures	16,722	77,748	78,167	194,255	193,982
Balance of Contributions	238,885	0	0	0	0

Note: SPR amounts are rounded off to the nearest dollar. Balances with (+/-) USD 1 will be rounded off to "0".

World Food Programme
STANDARD PROJECT REPORT
Project : 200202
CP-Cambodia-(2011-2016)
Statement of Account as at 31 December 2013
(Amounts in US dollars)

PROJECT DETAIL BY CONTRIBUTION

	WPD LG Electronics 10019015 WPD-C-02191-01	WPD LIONS GATE 10020811 WPD-C-02430-01	WPD M. Kors & Co 10020729 WPD-C-02227-30	WPD NAZA MY 10017525 WPD-C-01841-01	WPD NCSOFT 10014957 WPD-C-00816-03
Confirmed Contributions					
In Kind	0	0	0	0	0
Cash	390,151	675,000	102,065	17,376	102,927
Stock Transfer					
Total Confirmed Contributions	390,151	675,000	102,065	17,376	102,927
Expenditures					
Project Costs					
Food and Related Costs	306,494	0	11,511	11,705	71,367
Cash & Voucher and Related Costs	0	0	0	0	0
Capacity Dev't & Augmentation	0	0	0	0	0
Total Direct Operational Costs	306,494	0	11,511	11,705	71,367
DSC	57,293	0	23,119	3,702	24,827
Stock Transfer					
Total Direct Project Costs	363,787	0	34,630	15,406	96,194
Indirect Support Costs	25,524	44,159	6,677	1,137	6,734
Total Expenditures	389,311	44,159	41,307	16,543	102,927
Balance of Contributions	840	630,841	60,758	833	0

Note: SPR amounts are rounded off to the nearest dollar. Balances with (+/-) USD 1 will be rounded off to "0".

World Food Programme
STANDARD PROJECT REPORT
Project : 200202
CP-Cambodia-(2011-2016)
Statement of Account as at 31 December 2013
(Amounts in US dollars)

PROJECT DETAIL BY CONTRIBUTION

	WPD NCSOFT 10017737 WPD-C-01859-01	WPD NCSOFT 10017976 WPD-C-01916-01	WPD NGO FFP 10016922 WPD-C-01700-01	WPD NGO FFP 10019836 WPD-C-02283-01	WPD NGO UNA SW 10015889 WPD-C-01508-01
Confirmed Contributions					
In Kind	0	0	15,077	20,258	0
Cash	91,837	6,614	9,330	12,263	20,137
Stock Transfer					
Total Confirmed Contributions	91,837	6,614	24,406	32,521	20,137
Expenditures					
Project Costs					
Food and Related Costs	77,586	4,944	18,153	18,976	720
Cash & Voucher and Related Costs	0	0	0	0	14,206
Capacity Dev't & Augmentation	0	0	0	0	0
Total Direct Operational Costs	77,586	4,944	18,153	18,976	14,926
DSC	8,243	1,238	4,295	6,655	3,893
Stock Transfer					
Total Direct Project Costs	85,829	6,181	22,448	25,631	18,819
Indirect Support Costs	6,008	433	1,597	2,128	1,317
Total Expenditures	91,837	6,614	24,045	27,758	20,137
Balance of Contributions	0	0	362	4,763	0

Note: SPR amounts are rounded off to the nearest dollar. Balances with (+/-) USD 1 will be rounded off to "0".

World Food Programme
STANDARD PROJECT REPORT
Project : 200202
CP-Cambodia-(2011-2016)
Statement of Account as at 31 December 2013
(Amounts in US dollars)

PROJECT DETAIL BY CONTRIBUTION

	WPD NGO UNA SW 10018814 WPD-C-02109-01	WPD NGO UNA SW 10021509 WPD-C-02565-01	WPD PRIV DON CHINA 10016411 WPD-C-01645-01	WPD PRIV DON CHINA 10018639 WPD-C-02069-01	WPD PRIV DON MY 10018550 WPD-C-02054-01
Confirmed Contributions					
In Kind	0	0	0	0	0
Cash	13,388	32,567	40,522	5,557	543
Stock Transfer					
Total Confirmed Contributions	13,388	32,567	40,522	5,557	543
Expenditures					
Project Costs					
Food and Related Costs	9,602	0	29,991	4,012	0
Cash & Voucher and Related Costs	0	0	0	0	0
Capacity Dev't & Augmentation	0	0	0	0	0
Total Direct Operational Costs	9,602	0	29,991	4,012	0
DSC	2,910	0	7,880	1,182	507
Stock Transfer					
Total Direct Project Costs	12,512	0	37,871	5,193	507
Indirect Support Costs	876	2,131	2,651	364	36
Total Expenditures	13,388	2,131	40,522	5,557	543
Balance of Contributions	0	30,436	0	0	0

Note: SPR amounts are rounded off to the nearest dollar. Balances with (+/-) USD 1 will be rounded off to "0".

World Food Programme
STANDARD PROJECT REPORT
Project : 200202
CP-Cambodia-(2011-2016)
Statement of Account as at 31 December 2013
(Amounts in US dollars)

PROJECT DETAIL BY CONTRIBUTION

	WPD RUBICON PROJECT 10015646 WPD-C-01460-01	WPD RUBICON PROJECT 10017964 WPD-C-01914-01	WPD Stratton Street 10016346 WPD-C-01614-01	WPD Stratton Street 10017523 WPD-C-01839-01	WPD TENCENT 10015391 WPD-C-01396-01
Confirmed Contributions					
In Kind	0	0	0	0	0
Cash	21,054	31,228	54,737	78,017	111,607
Stock Transfer					
Total Confirmed Contributions	21,054	31,228	54,737	78,017	111,607
Expenditures					
Project Costs					
Food and Related Costs	14,914	22,925	1,957	57,295	79,051
Cash & Voucher and Related Costs	0	0	39,146	0	0
Capacity Dev't & Augmentation	0	0	0	0	0
Total Direct Operational Costs	14,914	22,925	41,103	57,295	79,051
DSC	4,763	6,260	10,053	15,618	25,255
Stock Transfer					
Total Direct Project Costs	19,677	29,185	51,156	72,913	104,306
Indirect Support Costs	1,377	2,043	3,581	5,104	7,301
Total Expenditures	21,054	31,228	54,737	78,017	111,607
Balance of Contributions	0	0	0	0	0

Note: SPR amounts are rounded off to the nearest dollar. Balances with (+/-) USD 1 will be rounded off to "0".

World Food Programme
STANDARD PROJECT REPORT
Project : 200202
CP-Cambodia-(2011-2016)
Statement of Account as at 31 December 2013
(Amounts in US dollars)

PROJECT DETAIL BY CONTRIBUTION

	WPD TENCENT 10017338 WPD-C-01798-01	WPD TENCENT 10017840 WPD-C-01882-01	WPD TENCENT 10019985 WPD-C-02299-01	WPD TENCENT 10021454 WPD-C-02545-01	WPD TNT 10016159 WPD-C-01556-01
Confirmed Contributions					
In Kind	0	0	0	0	0
Cash	110,602	129,752	130,556	120,919	20,645
Stock Transfer					
Total Confirmed Contributions	110,602	129,752	130,556	120,919	20,645
Expenditures					
Project Costs					
Food and Related Costs	82,645	96,512	83,936	0	4,613
Cash & Voucher and Related Costs	0	0	0	0	10,818
Capacity Dev't & Augmentation	0	0	0	0	0
Total Direct Operational Costs	82,645	96,512	83,936	0	15,431
DSC	20,721	24,752	29,506	0	3,863
Stock Transfer					
Total Direct Project Costs	103,366	121,264	113,442	0	19,294
Indirect Support Costs	7,236	8,488	8,541	7,911	1,351
Total Expenditures	110,602	129,752	121,983	7,911	20,645
Balance of Contributions	(0)	0	8,573	113,009	0

Note: SPR amounts are rounded off to the nearest dollar. Balances with (+/-) USD 1 will be rounded off to "0".

World Food Programme
STANDARD PROJECT REPORT
Project : 200202
CP-Cambodia-(2011-2016)
Statement of Account as at 31 December 2013
(Amounts in US dollars)

PROJECT DETAIL BY CONTRIBUTION

	WPD TNT 10017254 WPD-C-01765-01	WPD TNT 10019478 WPD-C-01807-03	WPD WFPUSA 10020927 WPD-C-02454-04	WPD YUM 10021139 WPD-C-02476-01	Unassigned
Confirmed Contributions					
In Kind	0	0	0	0	0
Cash	124,958	26,112	641,250	250,640	0
Stock Transfer					
Total Confirmed Contributions	124,958	26,112	641,250	250,640	0
Expenditures					
Project Costs					
Food and Related Costs	92,927	16,856	0	0	398,239
Cash & Voucher and Related Costs	0	0	0	0	(0)
Capacity Dev't & Augmentation	0	0	0	0	0
Total Direct Operational Costs	92,927	16,856	0	0	398,239
DSC	23,856	6,221	0	0	108,423
Stock Transfer					
Total Direct Project Costs	116,783	23,077	0	0	506,662
Indirect Support Costs	8,175	1,708	41,951	16,397	0
Total Expenditures	124,958	24,785	41,951	16,397	506,662
Balance of Contributions	(0)	1,327	599,299	234,243	(506,662)

Note: SPR amounts are rounded off to the nearest dollar. Balances with (+/-) USD 1 will be rounded off to "0".

World Food Programme
STANDARD PROJECT REPORT
Project : 200202
CP-Cambodia-(2011-2016)
Statement of Account as at 31 December 2013
(Amounts in US dollars)

STATUS OF CONTRIBUTION RECEIVABLE

	Total	Incoming and Outgoing Transfers	Total Multilateral	Subtotal Directed Multilateral	AUL AUSAID 10015160 AUL-C-00091-04
Confirmed Contributions					
In Kind	11,039,334	0	0	11,039,334	0
Cash	50,953,133	1,192,530	18,167,658	31,592,945	1,657,800
Stock Transfer	2,945,261	2,945,261			
Total Confirmed Contributions	64,937,728	4,137,791	18,167,658	42,632,280	1,657,800
Contribution Received					
In Kind				9,331,503	0
Cash				22,984,899	1,657,800
Total Contributions Received				32,316,402	1,657,800
Outstanding Confirmed Contributions					
In Kind				1,707,832	0
Cash				8,608,046	0
Outstanding Contribution Receivable				10,315,878	0

Note: SPR amounts are rounded off to the nearest dollar. Balances with (+/-) USD 1 will be rounded off to "0".

World Food Programme
STANDARD PROJECT REPORT
Project : 200202
CP-Cambodia-(2011-2016)
Statement of Account as at 31 December 2013
(Amounts in US dollars)

STATUS OF CONTRIBUTION RECEIVABLE

	AUL AUSAID 10015965 AUL-C-00092-05	AUL AUSAID 10015966 AUL-C-00093-03	AUL AUSAID 10017490 AUL-C-00166-01	AUL AUSAID 10017491 AUL-C-00166-02	AUL AUSAID 10017492 AUL-C-00166-03
Confirmed Contributions					
In Kind	0	0	0	0	0
Cash	1,581,480	1,391,100	633,468	299,581	108,821
Stock Transfer					
Total Confirmed Contributions	1,581,480	1,391,100	633,468	299,581	108,821
Contribution Received					
In Kind	0	0	0	0	0
Cash	1,581,480	1,391,100	296,916	299,581	(28,144)
Total Contributions Received	1,581,480	1,391,100	296,916	299,581	(28,144)
Outstanding Confirmed Contributions					
In Kind	0	0	0	0	0
Cash	0	0	336,553	0	136,965
Outstanding Contribution Receivable	0	0	336,553	0	136,965

Note: SPR amounts are rounded off to the nearest dollar. Balances with (+/-) USD 1 will be rounded off to "0".

World Food Programme
STANDARD PROJECT REPORT
Project : 200202
CP-Cambodia-(2011-2016)
Statement of Account as at 31 December 2013
(Amounts in US dollars)

STATUS OF CONTRIBUTION RECEIVABLE

	AUL AUSAID 10017493 AUL-C-00166-04	CAN CIDA 10016357 CAN-C-00344-01	JPN MOFA 10017031 JPN-C-00204-01	JPN MOFA 10020840 JPN-C-00279-01	KAM GOV 10014279 KAM-C-00006-01
Confirmed Contributions					
In Kind	0	0	0	0	760,000
Cash	748,369	3,993,702	2,605,136	2,573,144	467,000
Stock Transfer					
Total Confirmed Contributions	748,369	3,993,702	2,605,136	2,573,144	1,227,000
Contribution Received					
In Kind	0	0	0	0	760,000
Cash	748,369	3,993,702	2,605,136	2,573,144	467,000
Total Contributions Received	748,369	3,993,702	2,605,136	2,573,144	1,227,000
Outstanding Confirmed Contributions					
In Kind	0	0	0	0	0
Cash	0	0	0	0	0
Outstanding Contribution Receivable	0	0	0	0	0

Note: SPR amounts are rounded off to the nearest dollar. Balances with (+/-) USD 1 will be rounded off to "0".

World Food Programme
STANDARD PROJECT REPORT
Project : 200202
CP-Cambodia-(2011-2016)
Statement of Account as at 31 December 2013
(Amounts in US dollars)

STATUS OF CONTRIBUTION RECEIVABLE

	KAM GOV 10015465 KAM-C-00006-02	KAM GOV 10015467 KAM-C-00006-03	KAM GOV 10015469 KAM-C-00006-04	KAM GOV 10015470 KAM-C-00006-05	USA USDA 10014770 USA-C-00674-01
Confirmed Contributions					
In Kind	760,000	760,000	760,000	760,000	2,413,800
Cash	467,000	467,000	467,000	467,000	1,811,500
Stock Transfer					
Total Confirmed Contributions	1,227,000	1,227,000	1,227,000	1,227,000	4,225,300
Contribution Received					
In Kind	760,000	760,000	0	0	2,397,407
Cash	467,000	467,000	0	0	599,828
Total Contributions Received	1,227,000	1,227,000	0	0	2,997,236
Outstanding Confirmed Contributions					
In Kind	0	0	760,000	760,000	16,393
Cash	0	0	467,000	467,000	1,211,672
Outstanding Contribution Receivable	0	0	1,227,000	1,227,000	1,228,064

Note: SPR amounts are rounded off to the nearest dollar. Balances with (+/-) USD 1 will be rounded off to "0".

World Food Programme
STANDARD PROJECT REPORT
Project : 200202
CP-Cambodia-(2011-2016)
Statement of Account as at 31 December 2013
(Amounts in US dollars)

STATUS OF CONTRIBUTION RECEIVABLE

	USA USDA 10014771 USA-C-00675-01	USA USDA 10017236 USA-C-00856-01	USA USDA 10017237 USA-C-00856-02	USA USDA 10020316 USA-C-00981-01	WPD BASF Foundation 10018706 WPD-C-02091-01
Confirmed Contributions					
In Kind	950,250	1,708,250	383,750	1,726,250	0
Cash	828,200	1,955,900	353,000	3,762,630	116,883
Stock Transfer					
Total Confirmed Contributions	1,778,450	3,664,150	736,750	5,488,880	116,883
Contribution Received					
In Kind	923,479	1,699,237	381,892	1,597,577	0
Cash	214,273	370,939	55,422	945,727	116,883
Total Contributions Received	1,137,752	2,070,176	437,315	2,543,304	116,883
Outstanding Confirmed Contributions					
In Kind	26,771	9,013	1,858	128,673	0
Cash	613,927	1,584,961	297,578	2,816,903	0
Outstanding Contribution Receivable	640,698	1,593,974	299,435	2,945,576	0

Note: SPR amounts are rounded off to the nearest dollar. Balances with (+/-) USD 1 will be rounded off to "0".

World Food Programme
STANDARD PROJECT REPORT
Project : 200202
CP-Cambodia-(2011-2016)
Statement of Account as at 31 December 2013
(Amounts in US dollars)

STATUS OF CONTRIBUTION RECEIVABLE

	WPD BASF Foundation 10019849 WPD-C-02285-01	WPD BASF Foundation 10020577 WPD-C-02402-01	WPD CHA BEIJING CO 10020202 WPD-C-02365-01	WPD CREDIT SUISSE SI 10015254 WPD-C-01074-03	WPD CREDIT SUISSE SI 10015479 WPD-C-01402-01
Confirmed Contributions					
In Kind	0	0	0	0	0
Cash	346,894	1,914	77,560	8,902	10,000
Stock Transfer					
Total Confirmed Contributions	346,894	1,914	77,560	8,902	10,000
Contribution Received					
In Kind	0	0	0	0	0
Cash	346,894	1,914	77,560	8,902	10,000
Total Contributions Received	346,894	1,914	77,560	8,902	10,000
Outstanding Confirmed Contributions					
In Kind	0	0	0	0	0
Cash	0	0	0	0	0
Outstanding Contribution Receivable	0	0	0	0	0

Note: SPR amounts are rounded off to the nearest dollar. Balances with (+/-) USD 1 will be rounded off to "0".

World Food Programme
STANDARD PROJECT REPORT
Project : 200202
CP-Cambodia-(2011-2016)
Statement of Account as at 31 December 2013
(Amounts in US dollars)

STATUS OF CONTRIBUTION RECEIVABLE

	WPD CREDIT SUISSE SI 10017979 WPD-C-01917-01	WPD DSM 10016920 WPD-C-01698-01	WPD GROUPON 10017174 WPD-C-01750-01	WPD IOC CH 10015440 WPD-C-01398-01	WPD JAWFP 10016383 WPD-C-01628-01
Confirmed Contributions					
In Kind	0	21,700	0	0	0
Cash	17,962	32,957	26,684	13,714	128,535
Stock Transfer					
Total Confirmed Contributions	17,962	54,657	26,684	13,714	128,535
Contribution Received					
In Kind	0	21,700	0	0	0
Cash	17,962	32,957	26,684	13,714	128,535
Total Contributions Received	17,962	54,657	26,684	13,714	128,535
Outstanding Confirmed Contributions					
In Kind	0	0	0	0	0
Cash	0	0	0	0	0
Outstanding Contribution Receivable	0	0	0	0	0

Note: SPR amounts are rounded off to the nearest dollar. Balances with (+/-) USD 1 will be rounded off to "0".

World Food Programme
STANDARD PROJECT REPORT
Project : 200202
CP-Cambodia-(2011-2016)
Statement of Account as at 31 December 2013
(Amounts in US dollars)

STATUS OF CONTRIBUTION RECEIVABLE

	WPD JAWFP 10021357 WPD-C-02515-01	WPD KOOKMIN 10017947 WPD-C-01907-01	WPD KOOKMIN 10020376 WPD-C-02385-01	WPD LG Electronics 10016307 WPD-C-01596-02 FORECAST UNDER 1001364	WPD LG Electronics 10017445 WPD-C-01596-03
Confirmed Contributions					
In Kind	0	0	0	0	0
Cash	255,607	77,748	78,167	194,255	193,982
Stock Transfer					
Total Confirmed Contributions	255,607	77,748	78,167	194,255	193,982
Contribution Received					
In Kind	0	0	0	0	0
Cash	255,607	77,748	78,167	194,255	193,982
Total Contributions Received	255,607	77,748	78,167	194,255	193,982
Outstanding Confirmed Contributions					
In Kind	0	0	0	0	0
Cash	0	0	0	0	0
Outstanding Contribution Receivable	0	0	0	0	0

Note: SPR amounts are rounded off to the nearest dollar. Balances with (+/-) USD 1 will be rounded off to "0".

World Food Programme
STANDARD PROJECT REPORT
Project : 200202
CP-Cambodia-(2011-2016)
Statement of Account as at 31 December 2013
(Amounts in US dollars)

STATUS OF CONTRIBUTION RECEIVABLE

	WPD LG Electronics 10019015 WPD-C-02191-01	WPD LIONS GATE 10020811 WPD-C-02430-01	WPD M. Kors & Co 10020729 WPD-C-02227-30	WPD NAZA MY 10017525 WPD-C-01841-01	WPD NCSOFT 10014957 WPD-C-00816-03
Confirmed Contributions					
In Kind	0	0	0	0	0
Cash	390,151	675,000	102,065	17,376	102,927
Stock Transfer					
Total Confirmed Contributions	390,151	675,000	102,065	17,376	102,927
Contribution Received					
In Kind	0	0	0	0	0
Cash	390,151	0	102,065	17,376	102,927
Total Contributions Received	390,151	0	102,065	17,376	102,927
Outstanding Confirmed Contributions					
In Kind	0	0	0	0	0
Cash	0	675,000	0	0	0
Outstanding Contribution Receivable	0	675,000	0	0	0

Note: SPR amounts are rounded off to the nearest dollar. Balances with (+/-) USD 1 will be rounded off to "0".

World Food Programme
STANDARD PROJECT REPORT
Project : 200202
CP-Cambodia-(2011-2016)
Statement of Account as at 31 December 2013
(Amounts in US dollars)

STATUS OF CONTRIBUTION RECEIVABLE

	WPD NCSOFT 10017737 WPD-C-01859-01	WPD NCSOFT 10017976 WPD-C-01916-01	WPD NGO FFP 10016922 WPD-C-01700-01	WPD NGO FFP 10019836 WPD-C-02283-01	WPD NGO UNA SW 10015889 WPD-C-01508-01
Confirmed Contributions					
In Kind	0	0	15,077	20,258	0
Cash	91,837	6,614	9,330	12,263	20,137
Stock Transfer					
Total Confirmed Contributions	91,837	6,614	24,406	32,521	20,137
Contribution Received					
In Kind	0	0	14,715	15,495	0
Cash	91,837	6,614	8,842	12,263	20,137
Total Contributions Received	91,837	6,614	23,557	27,758	20,137
Outstanding Confirmed Contributions					
In Kind	0	0	362	4,763	0
Cash	0	0	487	0	0
Outstanding Contribution Receivable	0	0	849	4,763	0

Note: SPR amounts are rounded off to the nearest dollar. Balances with (+/-) USD 1 will be rounded off to "0".

World Food Programme
STANDARD PROJECT REPORT
Project : 200202
CP-Cambodia-(2011-2016)
Statement of Account as at 31 December 2013
(Amounts in US dollars)

STATUS OF CONTRIBUTION RECEIVABLE

	WPD NGO UNA SW 10018814 WPD-C-02109-01	WPD NGO UNA SW 10021509 WPD-C-02565-01	WPD PRIV DON CHINA 10016411 WPD-C-01645-01	WPD PRIV DON CHINA 10018639 WPD-C-02069-01	WPD PRIV DON MY 10018550 WPD-C-02054-01
Confirmed Contributions					
In Kind	0	0	0	0	0
Cash	13,388	32,567	40,522	5,557	543
Stock Transfer					
Total Confirmed Contributions	13,388	32,567	40,522	5,557	543
Contribution Received					
In Kind	0	0	0	0	0
Cash	13,388	32,567	40,522	5,557	543
Total Contributions Received	13,388	32,567	40,522	5,557	543
Outstanding Confirmed Contributions					
In Kind	0	0	0	0	0
Cash	0	0	0	0	0
Outstanding Contribution Receivable	0	0	0	0	0

Note: SPR amounts are rounded off to the nearest dollar. Balances with (+/-) USD 1 will be rounded off to "0".

World Food Programme
STANDARD PROJECT REPORT
Project : 200202
CP-Cambodia-(2011-2016)
Statement of Account as at 31 December 2013
(Amounts in US dollars)

STATUS OF CONTRIBUTION RECEIVABLE

	WPD RUBICON PROJECT 10015646 WPD-C-01460-01	WPD RUBICON PROJECT 10017964 WPD-C-01914-01	WPD Stratton Street 10016346 WPD-C-01614-01	WPD Stratton Street 10017523 WPD-C-01839-01	WPD TENCENT 10015391 WPD-C-01396-01
Confirmed Contributions					
In Kind	0	0	0	0	0
Cash	21,054	31,228	54,737	78,017	111,607
Stock Transfer					
Total Confirmed Contributions	21,054	31,228	54,737	78,017	111,607
Contribution Received					
In Kind	0	0	0	0	0
Cash	21,054	31,228	54,737	78,017	111,607
Total Contributions Received	21,054	31,228	54,737	78,017	111,607
Outstanding Confirmed Contributions					
In Kind	0	0	0	0	0
Cash	0	0	0	0	0
Outstanding Contribution Receivable	0	0	0	0	0

Note: SPR amounts are rounded off to the nearest dollar. Balances with (+/-) USD 1 will be rounded off to "0".

World Food Programme
STANDARD PROJECT REPORT
Project : 200202
CP-Cambodia-(2011-2016)
Statement of Account as at 31 December 2013
(Amounts in US dollars)

STATUS OF CONTRIBUTION RECEIVABLE

	WPD TENCENT 10017338 WPD-C-01798-01	WPD TENCENT 10017840 WPD-C-01882-01	WPD TENCENT 10019985 WPD-C-02299-01	WPD TENCENT 10021454 WPD-C-02545-01	WPD TNT 10016159 WPD-C-01556-01
Confirmed Contributions					
In Kind	0	0	0	0	0
Cash	110,602	129,752	130,556	120,919	20,645
Stock Transfer					
Total Confirmed Contributions	110,602	129,752	130,556	120,919	20,645
Contribution Received					
In Kind	0	0	0	0	0
Cash	110,602	129,752	130,556	120,919	20,645
Total Contributions Received	110,602	129,752	130,556	120,919	20,645
Outstanding Confirmed Contributions					
In Kind	0	0	0	0	0
Cash	0	0	0	0	0
Outstanding Contribution Receivable	0	0	0	0	0

Note: SPR amounts are rounded off to the nearest dollar. Balances with (+/-) USD 1 will be rounded off to "0".

World Food Programme
STANDARD PROJECT REPORT
Project : 200202
CP-Cambodia-(2011-2016)
Statement of Account as at 31 December 2013
(Amounts in US dollars)

STATUS OF CONTRIBUTION RECEIVABLE

	WPD TNT 10017254 WPD-C-01765-01	WPD TNT 10019478 WPD-C-01807-03	WPD WFPUSA 10020927 WPD-C-02454-04	WPD YUM 10021139 WPD-C-02476-01
Confirmed Contributions				
In Kind	0	0	0	0
Cash	124,958	26,112	641,250	250,640
Stock Transfer				
Total Confirmed Contributions	124,958	26,112	641,250	250,640
Contribution Received				
In Kind	0	0	0	0
Cash	124,958	26,112	641,250	250,640
Total Contributions Received	124,958	26,112	641,250	250,640
Outstanding Confirmed Contributions				
In Kind	0	0	0	0
Cash	0	0	0	0
Outstanding Contribution Receivable	0	0	0	0

Note: SPR amounts are rounded off to the nearest dollar. Balances with (+/-) USD 1 will be rounded off to "0".