

World Food Programme

*Annual Report 2003*



World Food  
Programme

# Table of Contents

4 PREFACE

6 2003 IN REVIEW

10 FOCUS ON IRAQ

Background

WFP's response

National staff: unsung heroes

12 Largest logistics challenge ever

Food for orphans in Erbil

14 Security

Attack on the United Nations

16 CONFLICT

Liberia

17 Occupied Palestinian Territories

WFP buys 272 tons of olive oil from  
1,600 destitute West Bank farmers



<b>18</b>	<b>POST-CONFLICT</b>	<b>32</b>	<b>PARTNERSHIPS</b>
	Afghanistan		Rome-based agencies
<b>20</b>	Angola		Non-Governmental Organizations
			NEPAD
<b>21</b>	<b>NATURAL DISASTERS</b>		Other organizations
	Southern Africa		Stand-by Partners
<b>22</b>	Iran	<b>33</b>	Celebrity support
<b>23</b>	Ethiopia	<b>34</b>	Rugby World Cup
<b>24</b>	Central America		
<b>25</b>	North Korea	<b>35</b>	<b>FUNDING AND RESOURCES</b>
			Government donors
<b>27</b>	<b>HIV/AIDS AND HUNGER</b>	<b>36</b>	<b>CORPORATE SUPPORT AND PARTNERSHIPS</b>
	Uganda: the memory book		WFP's first corporate partner
<b>28</b>	Cambodia: orphans no longer left to fend for themselves		Additional private sector support
<b>29</b>	<b>SCHOOL FEEDING</b>	<b>39</b>	<b>ANNEXES</b>
<b>31</b>	Laos: making dreams come true		

*In memory of Gayane Komedaryan  
World Food Programme staff member  
who lost her life on 11 June 2003  
in the service of the hungry poor*

*May she rest in peace.*

# Preface

**T**his past year I met countless families facing incredible obstacles, struggling to put enough food on the table each night, to keep their kids in school, to get medicine to keep them alive and healthy, to hope for a better future. Many of them were children themselves, orphaned by AIDS, and suddenly thrust into the adult world of caring for their younger brothers and sisters. Most of them did it with a dignity and determination that humbled me, and gave me and my colleagues at the World Food Programme courage to address the massive challenges facing us at the same time.

By any measure, WFP was put to extraordinary tests in 2003, fighting hunger in a world that sometimes seems intent on producing ever more hungry people. Violent conflict, terrorism, natural disasters and the unyielding pandemic of HIV/AIDS all came together in 2003 to stretch the limits of WFP and the United Nations family. Twenty-two people were killed in the 19 August bombing of the UN headquarters in Baghdad. In Armenia, one WFP staff member was killed.

We began the year faced with unprecedented needs around the globe – US\$1.8 billion for Africa alone, and almost US\$3 billion globally. That soon grew sharply. 2003 ended with us having delivered more than twice the amount we did in 2002: an astounding US\$3.3 billion of aid to more than 100 million hungry people in 81 countries around the world. Deliveries of food by WFP to hungry families grew by 57 percent compared to 2002. Even if we exclude the Iraq emergency – our largest-ever operation – the volume of food moved was up by 35 percent. At the same time, the staff of the Programme grew by just 13 percent.

WFP played a major role in staving off hunger in crises in Iraq, in Afghanistan, in southern Africa, in the Horn of Africa, in Liberia and in North Korea, not to mention the countless other ‘forgotten’ emergencies, which are just as tragic for those trapped within them. We also worked to build lasting foundations for food security through school feeding, HIV/AIDS interventions, mother-child health programmes and other

longer-range initiatives to increase agricultural production and sustain livelihoods.

Our ability to handle so many crises simultaneously, in so many trouble spots around the world, is a true testament to the dedication of WFP's staff, to the contributions of our host governments, UN and NGO partners, and to the confidence of our donors.



The truth is, however, that the global humanitarian community is losing the battle against hunger. The latest figures released in 2003 by FAO show that the number of hungry people actually increased by 18 million in the latter part of the 1990s. If China is excluded from these numbers, the number of hungry people rose by more than 50 million in the last decade. If we measure WFP's contribution against the

dimensions of world hunger, our achievements – though crucial to our beneficiaries – are admittedly rather modest.

There is no excuse for hunger in a world where food abounds. Increased food aid donations – while essential – are not going to solve the problem alone. We need leadership and foresight to confront the complex political, economic and

health factors that conspire to keep 800 million people in the developing world poor and hungry. In this context, WFP's greatest achievements may have been its quietest – investments to support our partners, staff, systems and accountability – to help us face the overwhelming burden of hunger, and to meet the first of those noble Millennium Development Goals, halving hunger by 2015.

**James Morris**  
Executive Director  
World Food Programme



## 2003 in Review

By the end of 2003, WFP had reached a record number of people – 104 million people in 81 countries – delivering more than six million tons of food. While this represented a record in itself, the colossal number masks the myriad demands placed upon the Programme, which worked around the clock to try to save lives and prevent malnutrition in Iraq, as well as in Africa, in Asia and Latin America. And while massive emergencies consumed much of our energy, we continued the quiet work of helping poor and hungry people build a better future for themselves in the world's forgotten backwaters where more than 90 percent of the victims of hunger live.



WFP's response to the Iraq crisis – maintaining the national food distribution system, providing basic food commodities to the entire population of 26 million people and supplying three million of the most vulnerable Iraqis with special supplementary food – took a considerable portion of the Programme's time, effort and resources. The result? In the midst of all other uncertainty in Iraq last year, the one thing its people did not have to worry about was getting enough to eat.

The Iraq operation was the largest food aid operation in history. More than two million tons of food were moved in just six months. It required WFP and its donors to marshal extraordinary food, cash and human resources. And it required working in a highly unstable and dangerous environment, made poignantly obvious by the deaths of 22 people in the bombing of the UN headquarters in Baghdad on 19 August. Many others, including six WFP staff, were seriously injured in the attack.

Even before Iraq, WFP faced unprecedented needs around the world. In Africa alone, some 40 million people were on the brink of disaster, and would need US\$1.8 billion to overcome the crises. That sum was more than all donations given to WFP in the previous year, so it represented a massive challenge.

In southern Africa, drought, the ravages of AIDS and economic turmoil left more than 15 million people in six countries in need of food aid. In West Africa, the once prosperous Côte d'Ivoire fell into violent disarray, many of its citizens joining the one million refugees and internally displaced persons (IDPs) in the region. Liberia plunged yet further into crisis before the installation of a new transitional government and peacekeeping troops opened up access to hundreds of thousands of people who had been cut off from aid for years, suffering from hunger and malnutrition as a result. Drought and chronic food supply problems again threatened Ethiopia and Eritrea in 2003, though fears of a famine as devastating as those of the 1980s did not materialise, partly thanks to swift action by their governments, donors and humanitarian





**WFP reached 104.2 million people in 81 countries around the world:**

- 16.2 million people in development programmes;
- 61.2 million people in emergency operations;
- 26.8 million people in protracted relief and recovery operations.

**54 million women and girls (51 percent of all beneficiaries) received WFP's food assistance.**

**56 million children worldwide were fed, including 15 million through WFP's school feeding operations.**

**Operational expenditures reached US\$3.3 billion, more than double the amount in 2002 and the highest ever for WFP.**

**6 million tons of food were delivered, including more than 2 million tons in Iraq alone; the volume of food shipped increased by 57 percent compared to 2002.**

**New commitments, valued at US\$2.5 billion were approved in 2003, including:**

- 4 new country programmes, valued at US\$202 million and 438,000 metric tons;
- 3 new development projects, committing US\$23 million and 43,000 metric tons;
- 27 new emergency operations, valued at US\$1.2 billion and 2.4 million metric tons;
- 14 new protracted relief and recovery operations, valued at US\$947 million and 1.7 million metric tons;
- 12 new special operations, at a total value of US\$70 million.

community. Meanwhile, severe food shortages continued to plague the people of Angola and Sudan. Conflict kept the people of northern Uganda and the Democratic Republic of Congo in a state of constant terror, many of them too frightened to plant and harvest their crops.

Elsewhere in the world, but further from the spotlight, food crises persisted throughout 2003. The Programme struggled to meet the needs of 6.4 million people in the Democratic People's Republic of Korea (DPRK), with dwindling donations and deliveries frequently forcing it to decide who needed food most: children, women or the elderly? By the end of the year, WFP had met less than 60 percent of the operation's needs.

Refugees and IDPs – many of whom have waited years for a lasting solution to the crises which forced them from their homes in the first place – continued to rely on WFP for basic food rations. The Western Saharan refugees in Algeria and Chechen refugees in Ingushetia, for example, struggle in incredibly difficult conditions, one unbearably hot and dusty, the other often freezing cold, dependent on the help and hospitality of their hosts and the humanitarian community for survival.

Crises aside, work continued unabated to help those families who tackle the grinding reality of hunger every day – through school feeding, mother-child health interventions, food for training, and food security work in collaboration with the Food and Agriculture Organization (FAO), the International Fund for Agricultural Development (IFAD) and a host of other partners.



The response to the immense challenges facing WFP and its beneficiaries on a global level was excellent. In total, some US\$2.6 billion was contributed by donors to the Programme's work, surpassing contributions in 2002 by 43 percent. Every single programme category received more resources than it did the previous year. Donations for emergency operations reached US\$1.4 billion; for protracted relief and recovery operations (PRRO), some US\$842 million was received, a massive 63 percent increase compared to 2002. Good news was also reported for the development category, as a downward slide was reversed. Some US\$240 million was contributed, an 11 percent increase over 2002 levels. However, this amount still represented less than 10 percent of overall contributions, despite the fact that it targets 90 percent of hungry people worldwide who suffer from chronic hunger.

For the first time, contributions from governments that have not traditionally donated to WFP reached US\$95 million. A further US\$30 million was received from private sector donors.

With this generous level of resources, WFP reached 104 million hungry people in 81 countries. We helped many to survive, and many others to avoid sinking into the vicious circle of hunger and malnutrition. WFP helped 44 percent more people in 2003 than it did in 2002, and the record level of 104 million was some 34 million more people than we have reached, on average, over the past decade.

These successes were tempered, however, by chronic problems that continued to plague certain individual operations and delay food



deliveries. In addition, while our efforts in 2003 reached record numbers of people, we still assisted fewer than one in eight of the world's hungry. Knowing that no organization can possibly solve hunger single-handedly, WFP invested a good deal of effort in strengthening its collaboration with existing partners – like the more than 1,000 non-governmental organizations (NGOs) with which the Programme works – and growing new partnerships, such as the co-sponsorship of the Joint United Nations Programme on HIV/AIDS (UNAIDS).

The tremendous growth in activities also required WFP to pay careful attention to the way it does business, to ensure that the people who need the Programme's help get the best possible service, and that donations have the biggest impact. In 2003 WFP established a dedicated Emergency Needs Assessment Unit to focus on rapid, accurate and reliable estimates of how many people need what kind of assistance in a crisis. In addition, the Programme attempted for the first time to systematically measure the impact of its assistance, beyond simply counting the number of people who received help from WFP.

# Focus on Iraq

## BACKGROUND

While the UN clung to the hope that war in Iraq could be avoided, WFP prepared itself for a range of possibilities, making plans to alleviate whatever suffering might occur. A contingency plan was drawn up and food was stocked in the countries neighbouring Iraq, in case millions of refugees suddenly crossed the borders.

## WFP'S RESPONSE

WFP's response to the emergency in post-war Iraq was two-fold: first, the supply chain for the Public Distribution System, on which 60 percent of Iraqis depended for their basic food supply, needed to be sustained; second, those Iraqis who needed additional emergency food relief also had to be helped.

The most vulnerable Iraqis were expected to run out of food in May 2003, so getting the Public Distribution System up and running again was the number one priority. The Ministry of Trade, through its network of warehouses and food agents (usually shop keepers), had delivered food to the entire population of Iraq for more than ten years. Since 1996, the supply chain has been maintained

through the Oil For Food Programme.

Reactivating it after the war would depend on close collaboration with the Ministry of Trade. Essential buildings needed to be repaired. Distribution lists had to be recovered from smashed offices. Delivery of food had to be guaranteed. Computers, printers, paper, chairs, bagging equipment, forklifts and pallets all needed to be assembled fast, to beat the deadline when existing food stocks in the country would be exhausted.

## NATIONAL STAFF: UNSUNG HEROES

In March, when all WFP international staff in Iraq were relocated to Cyprus just 48 hours before the beginning of the war, some 700 Iraqi national staff picked up the burden of providing essential information on whether warehouses, grain silos and flour mills were still working, and where food could be stored and processed.

However, WFP did not have communication with all of its staff from the outset. Links were eventually restored to all 18 governorates. "Our national staff did a wonderful job maintaining contacts to the maximum possible extent and at





NOT FOR INDIVIDUAL SALE  
60 pieces x 100 g

World Food Programme  
HIGH ENERGY BISCUITS  
UN WFP 986





## Focus on Iraq

the same time carrying out their duties under enormous stress,” said Torben Due, WFP’s Country Director, who led the mammoth effort of keeping food flowing into Iraq.

In the northern governorates, WFP national staff were in regular contact with the operational headquarters in Larnaca, Cyprus. As the corridor from Turkey to Erbil, Mosul and Sulaymaniyah was the first to be up and running, the staff in these governorates set an example for the others. Their WFP colleagues in Larnaca, Cairo and Rome eagerly awaited reports on food aid convoys and distribution as well as their observations on market prices and the whereabouts of internally displaced people.

In mid-April, WFP national staff in Baghdad resumed regular contact with international

colleagues. All national staff were safe, but the city was still highly dangerous. Explosions could be heard while they were on the telephone from the old WFP office in the Canal Hotel. The office had been looted and many vehicles stolen. National staff, besides their vital role in preparing to reactivate the Public Distribution System, assessed the needs of people in hospitals and other social institutions, and supported their counterparts in the Ministry of Trade.

### LARGEST LOGISTICS CHALLENGE EVER

*“A throughput of over 1,000 tons per hour, 24 hours a day, seven days a week, sustained for over a month is unheard of.”*

Jean-Jacques Graisse, Senior Deputy Executive Director (Operations).



### FOOD FOR ORPHANS IN ERBIL

Mudafar Jabar, aged 12, and his 11-year-old brother Mohammad have seen first hand the brutalities of life in impoverished Northern Iraq. First their mother and then their stepmother immolated themselves - both to escape abuse from their alcoholic father. Now, together with 43 other children, the two boys are living at Erbil’s Orphan House.

Without Erbil’s three orphanages some 190 teenagers and children would still be living on the street. Under its nutrition programme, WFP provides a basic diet of rice, pulses and vegetable oil to orphanages in the Northern Governorates.

This programme was established in 1997 and continued throughout the conflict, helping to cut chronic malnutrition among children in the North from 18.3 percent to 11 percent.

“The children in these institutions need all the support they can get. Of all the people that WFP assists under the nutrition programme, they are the least able to help themselves,” said Salam Othman, WFP programme assistant in Erbil.

To feed the entire population of Iraq – more than 26 million people – almost half a million tons of food needed to be brought into the country every month. Doing this required WFP to undertake the largest logistics operation in its 40-year history. At the peak of the operation, about 9,000 trucks from corridors in five neighbouring countries were needed every day. “A delay of just one day would have triggered a domino effect across the whole region,” said Amer Daoudi, who was in charge of logistics for the operation. “If a ship was not off-loaded on time, we clogged the port and risked losing the corridor. We simply could not afford to lose any corridor.”

The task was made even more difficult by the fact that prior to the war, WFP did not have a wide presence in the region. Delicate negotiations had to be carried out with governments in the region

on the establishment of trucking corridors, use of ports and the deployment of staff.

In the event, no one starved in Iraq. There was enough food in the country at the outset of the war to last until May. Further supplies – either donations or food purchased under the Oil For Food Programme – were already on the high seas.

Deliveries would reach all 18 Iraqi governorates. By April, food supplies in the north were stable, with distribution well underway. The main concern through May was to get the corridors into the centre and south of the country running at full capacity. The Iraqi people were depending on it, and no one could risk a log jam at the ports.

Reliable communications were vital to the operation’s success. WFP’s FITTEST team –





the emergency telecommunications experts – provided the entire inter-agency response with basic telecommunications for security and managed the often frantic radio network. They also ensured that WFP had email and internet access, connecting field units with Baghdad and the rest of the world.

### SECURITY

WFP's food aid operation in Iraq was constantly subject to security risks – not just because of the uncertainties inherent in any post-war situation (weapons, mines, unexploded ordinance, banditry,

etc.) but also the threat to national and international staff alike. The Fondation Suisse de Déminage (FSD) did a sterling job demining the routes to key warehouses and silos, as well as clearing the facilities themselves of mines, unexploded ordinance and booby traps.

The Programme regularly appealed to the Coalition Provisional Authority as the body responsible for law and order in Iraq for help with security, and it was supportive. But once troops had withdrawn, security at some facilities was again precarious. By mid-July, the number of security incidents – warehouses attacked or looted, trucks hijacked, guards threatened – had risen to the point where WFP publicly expressed its concern about the security of its staff and operations.

### ATTACK ON THE UNITED NATIONS

On 19 August 2003 the most tragic and devastating attack was made on the United Nations in its history. Twenty-two people were killed in the bombing of the Canal Hotel – headquarters of the UN mission in Iraq. Among the dead was the Special Representative of the Secretary-General in Iraq and head of the UN team, Sergio Vieira de Mello. Six WFP staff were among the many people seriously injured.

Pending the return to a level of security that would permit the UN to resume its work, most international staff were relocated from Iraq on 31 August 2003. The Iraqi Ministry of Trade and Coalition Provisional Authority continued to distribute food rations to the Iraqi population, with WFP providing assistance on purchasing and transport to the 18 Iraqi governorates.



**In** the aftermath of the devastating attack on the UN headquarters in Baghdad, several of WFP's stand-by partners proved to be invaluable allies and friends.

Colleagues at the Swedish Rescue Services Agency (SRSA), and the FSD helped to pull many of the survivors from the bombed building, providing life-saving first aid treatment to the wounded, at considerable risk to themselves.

"When the bomb took out everything, our backup power was hit too. Without electricity, we had no communications or

computers. We couldn't reach our staff even via mobile phone," said WFP's regional telecommunications officer, Greg Vanny. Alex Fakira, an electrician from RedR Australia, rewired the old generator and installed two new generators at the tent compound that was hastily erected to replace the destroyed building.



**I**n Africa, the Middle East, the Caucasus and in Asia, WFP again provided food to millions of people whose lives had been destroyed by war and who were unable to return home to rebuild their livelihoods because of continuing danger.

Assisting the victims of war brings its own special challenges. In many cases, the people most in need of WFP's help are those in the most remote and dangerous areas, where safe passage of humanitarian convoys cannot always be guaranteed. WFP constantly faces a dilemma: how to reach hungry people wherever they are, while doing its utmost to protect its staff and equipment. The problem of how to do so without putting the very people WFP aims to help at even greater risk is a delicate challenge.

## **LIBERIA**

By 2003, 14 years of civil war in Liberia had exacted a terrible toll on its people. By the time of the final battle in mid-2003, 150,000 people had been killed. Thousands of children had been pulled from their homes to fight with the various forces, and for the first time in the country's

history, an entire generation of Liberian children was worse off than their parents. Fighting had kept farmers from tilling their lands, and government employees had not been paid for months.

When fighting erupted in June, as many as one million people fled to the capital, Monrovia, many of them living in churches, schools and even in the city's stadium. As soon as hostilities in the capital ceased, WFP dramatically scaled up its operations in Liberia from a base on a supply ship anchored off the coast of Monrovia. Food and other supplies were also airlifted to critical areas.

Providing food aid to the displaced people was particularly complicated by continuing fighting, which frequently forced WFP to evacuate non-essential staff. Towns changed hands repeatedly, creating an atmosphere of anarchy and turning large parts of the country into no-go areas. On some occasions, more than two thirds of the country was in rebel hands, ruling out WFP's access to people in IDP camps and even to its own warehouses.

Sao Setuah was one of the children living at a centre for the disabled just outside Monrovia, when Liberia's civil war cut off their lifeline to food aid.

"It was very terrible; people were so afraid, rockets everywhere," Setuah said of the battle outside the walls that sent 4,000 refugees rushing into the centre, overwhelming its food stores.

"First we ate palm cabbage," Sao said. "But that didn't fill our stomachs. Then banana with *kiss meat*" - a local word for swamp snails, named for the method of separating meat from shell.

By mid-July, only water filled their gnawing stomachs.

Once peacekeepers started arriving in Liberia in August, WFP took advantage of the tense peace to deliver 25 tons of cornmeal to the children and refugees sheltering in the centre. It was the first delivery by the agency outside Monrovia in weeks. No cooking oil, sugar or protein-rich food was available, however, as WFP's warehouses were heavily looted during the fighting.

(courtesy Associated Press)

The arrival of peacekeeping troops in August helped to gradually improve the overall security in Liberia. The swearing in of the new transitional government on 14 October represented the first chance in more than a decade for lasting peace. Humanitarian agencies including WFP were able to negotiate access to more and more areas, providing essential food aid to people, many of whom had been cut off for years.

By the end of 2003, some 385,000 Liberians were receiving emergency food rations, including special supplementary food for 60,000 malnourished children in Monrovia. In addition, WFP launched an emergency school feeding programme, initially targeting primary school students in two counties, with the aim of extending it to 2,100 schools by the end of the 2003-2004 school year.

## OCCUPIED PALESTINIAN TERRITORIES

The violence that erupted in the Occupied Palestinian Territories in October 2000 worsened in 2003, creating a devastating human toll: death or injury to thousands of people, most of them civilians.

The deteriorating security situation also caused heavy losses to the local economy, as border closures prevented breadwinners from travelling to work, and hampered farmers' access to their fields and to markets. With 60 percent of the population living below the World Bank defined poverty line, a once vibrant local economy and traditional way of life were under siege.

Closure and curfew prevent the movement of people to work, and of people and food to markets. In this complex emergency WFP's vulnerability analysis and mapping service was set up to establish who the needy are, where they live, and why they are food insecure. Logistics, with its fleet of trucks and sophisticated dispatch and tracking, ensured that food aid reached WFP beneficiaries.

WFP provided food assistance to 530,000 victims of the conflict through supplementary feeding at nutrition centres, direct distributions to the most needy, and food-for-work and food-for-training initiatives to the unemployed. WFP has further invested in the economy of the Territories through the procurement of olive oil in the West Bank, vitamin and mineral enriched wheat flour in Gaza, and the institutional capacity building of the Palestinian Authority.

### WFP BUYS 272 TONS OF OLIVE OIL FROM 1,600 DESTITUTE WEST BANK FARMERS

The construction of the "Separation Wall" has left thousands of West Bank farmers without access to their lands and livelihoods while the occupation and closure has separated olive oil farmers from markets for their produce. The combined effect has devastated the traditional agricultural economy.

WFP's initiative to purchase olive oil locally benefits all concerned. The very poorest farmers have marketed their olive oil, WFP's beneficiaries have received the highly prized oil in their ration and the project has injected US\$750,000 into the economy of the West Bank.



The end of a conflict rarely ends the suffering of its victims. People whose lives and property have been destroyed by war need sustained assistance until they can support themselves again. In many countries, the after-effects of war last longer than the conflict, as landmines prevent farmers from going back to their land and governments struggle to pay to rebuild roads, schools, hospitals and other essential infrastructure. For WFP, the end of a war can actually increase the workload – as areas previously inaccessible open up, revealing greater numbers of people in need than originally estimated.

### AFGHANISTAN

The situation in Afghanistan looked much brighter in 2003, enabling WFP to shift its focus from emergency relief to recovery. Thanks to a record wheat harvest, more Afghans were able to meet their basic food needs than in recent memory.

Unfortunately, pockets of the poorest people were unable to benefit from this abundance. Refugees returning from years of exile, people still displaced from their homes by the violence, and widows and their children all still needed a helping hand to keep hunger at bay. In 2003, WFP assisted 2.8 million people under its emergency operation,

and 6.9 million under its relief and recovery operation.

Getting Afghan children into school remained a core priority. Some 1.2 million children across the country benefited from school feeding. A survey carried out in 2003 by WFP, the Afghan Ministry of Education and partner organizations showed a massive increase in enrolment where food was provided to students. Girls' enrolment more than tripled. WFP also encouraged women, adolescents and the unemployed to learn to read and write, as well as learn new skills through food-for-training projects.

*“We can start a new life by ourselves now. Girls with skills are the most wanted in this community”*

Nasima, Afghan widow with three young daughters, after taking part in a project teaching tailoring in Khost city.

Through food-for-work projects, WFP constructed roads, bridges and irrigation canals, offering work to vulnerable people who would have had little access to food or employment otherwise.

*“For the first time, we understand the real meaning of food for work”*

Mohammad Zarif, Sofak village, Ghor Province.

The murder of a staff member of the Office of the United Nations High Commissioner for Refugees (UNHCR) in Ghazni in November underlined the precarious security conditions for humanitarian workers. This remained the major obstacle to effective humanitarian activity in Afghanistan in 2003.





YELLOW SPLIT BEANS  
GIFT OF SWITZERLAND  
WORLD FOOD PROGRAMME



NET WEIGHT 50 KG  
PRODUCTION 05 / 2002

NAVIGA N.A. / CANADA



## ANGOLA

2003 saw the joyous return of hundreds of thousands of people to Angola after years of civil war. With peace, it became possible to gain access to areas previously cut off by fighting, revealing far greater numbers of people in need of assistance than originally estimated.

By October, WFP aimed to feed 2.2 million people, most of whom were refugees returning from abroad or IDPs resettling in new homes. At the same time, WFP helped give the first peace-time harvest a fighting chance by giving people in rural areas rations to ensure they weren't tempted to eat their seeds.

During the year, WFP managed a dramatic shift in focus. At the outset of the year, more than

60 percent of its beneficiaries received emergency relief food, by the end of 2003, more than 70 percent of WFP's activities focused on helping Angolans recover from the war and regain control of their lives and livelihoods.

Under WFP's food-for-work project in Huambo Province, former soldiers have changed from destroyers to creators. Frontline fighting destroyed the fields and forest on Quissala farm. Now, 115 ex-Unita soldiers have brought the sweet scent of eucalyptus back to the farm's 720 hectares of land.

Working with a Dutch NGO, WFP has turned Quissala into a School of Agriculture. In return for exchanging weapons for agricultural tools, the soldiers receive monthly food rations, seeds and lessons in basic farming. 'Graduates' return to their homeland with the skills to plant their own crops.





# Natural Disasters

**D**rought, flood, cyclones and earthquakes continued to ravage millions of the world's poor in 2003. For the 800 million hungry people in developing countries who live on the razor-thin edge of starvation, sometimes all it takes is a bad crop or a violent storm to tip them over the edge into desperate poverty. If forced to sell their livestock or land just to survive, it can take many years to recover from a single disaster.

## SOUTHERN AFRICA

Across southern Africa, January to March is known as the 'hunger season'. Even in a good year, many families finish off their food stocks during these months, and struggle to survive until the main maize harvest starts in April. Last year was one of the worst years on record, plunging millions of families across the region into crisis.

Two years of erratic weather had devastated crops in many parts of southern Africa, triggering a food crisis exacerbated by a complex web of factors – extreme poverty, poor economic planning, insufficient government capacity and the world's worst HIV/AIDS epidemic. About 15 million people in six countries – Lesotho, Malawi, Mozambique, Swaziland, Zambia and Zimbabwe – needed urgent food aid.

Building on the major emergency operation started in 2002, in 2003 WFP concentrated its efforts on reaching those with absolutely no food, and no funds with which to buy it.

As soon as the harvest began in April 2003, WFP rapidly scaled back its distribution, not only because the need was reduced, but because the

Shading his eyes from the fierce glare of the midday sun, Mahlomola Monaheng gazes out in silence over his dry and dusty fields. In good years, the maize crops would reach as high as his shoulders. Even in bad years, they would be rustling around his waist. But this year, only a few plants have survived – and even those stand just knee high as they wither in the heat.

"This is the worst drought I can remember," said Mahlomola, who has been a farmer in Lesotho for more than half a century. "I am 76 years old and I have lived here all my life. I have never seen anything like this."

Mahlomola used to harvest enough maize to feed his family throughout the year. Occasionally, there would even be a small surplus to sell. But that was before his land was ravaged by drought and soil erosion.

"In 2003 my maize crop was very poor, but at least we harvested something," he added. "This year, we will get nothing at all."

A complete crop failure spells crisis at any time, but even more so now. Mahlomola's daughter died recently, leaving him to care for her three children. It is an added burden that he is all too willing to bear – but one that requires both food and funds. Mahlomola has neither.

"The only food we receive is from WFP. Without it, I would have to beg for help from my friends but most of them have nothing to eat either," Mahlomola said.



# Natural Disasters

Programme wanted to be sure that it did not discourage farmers from planting next year's crop, or affect local markets.

In the first six months of the operation, more than half a million tons of food were distributed. Together with other UN agencies and the concerted support of the NGO community, WFP's assistance successfully prevented a catastrophe from engulfing the region – and all at a time when the world's attention was glued upon Iraq and

the crisis in southern Africa had long since disappeared from the front pages. Millions of lives were saved. Millions more people managed to avoid turning to risky survival strategies, such as selling off assets, crime, migration, prostitution or pulling their children out of school to work or beg.

But the battle was not yet over. While much of the region enjoyed good rain in 2003, drought again ravaged maize crops in Lesotho, southern Mozambique, Swaziland and Zimbabwe. Yet again,

## IRAN

WFP's first emergency operation ever was in response to an earthquake in Iran, back in 1962. WFP responded to another devastating earthquake which flattened the historic city of Bam in the early hours of 26 December 2003. 27,000 people were killed and tens of thousands more left homeless and hungry. Four out of five of the city's buildings, including schools, hospitals and homes, were damaged beyond repair.

WFP Tehran coordinated an initial airlift of relief goods donated by the German, Italian and Norwegian Governments including blankets,

water purification kits and jerry cans. A second airlift from the UN Humanitarian Response Depot in Brindisi soon followed, with about 40 tons of high energy biscuits. The Indian Government also allowed WFP to divert more than 100 tons of biscuits from Afghanistan to the people of Bam. The Iranian Red Crescent Society distributed these, plus enough bread and canned food to feed 120,000 people for almost two weeks. It was crucial to get ready-to-eat food, like the biscuits, to the people of Bam, since so few of them had any way of cooking food since their houses and kitchens were destroyed.



deepening poverty, insufficient agricultural inputs and AIDS heightened the crisis. In three of the six countries affected, one in three adults is HIV-positive. Losses of productive farmers devastated rural communities and cut food production. Some 6.5 million people would need assistance to get through to the next harvest in early 2004. Even in Malawi and Zambia, where the rains had been relatively good, hundreds of thousands of people were now too poor to buy the maize that was available on the market.

WFP's second emergency operation was different from the first. Not only was it smaller, its distribution was much more finely targeted at the most vulnerable groups: households headed by children or grandparents, pregnant and nursing mothers, families affected by AIDS. They were to be reached by a much more diverse range of activities, often in conjunction with other UN agencies, such as food-for-work projects, food-for-assets and school feeding. Pilot projects were launched to feed thousands of orphans and other vulnerable children in the cities of Zambia and Zimbabwe.

The operation felt the strain of the myriad demands facing WFP and its donors in Iraq and elsewhere in Africa. Contributions were initially slow to arrive, but by the end of 2003, five million people had been assisted under this emergency operation. Much of the food distributed was bought in the region – in South Africa, Zambia, Malawi and Mozambique – helping the agency to speed up its deliveries, reacting much more flexibly to commodity shortages in the region as well as supporting local farmers and economies.

## ETHIOPIA

Ethiopia faced a crisis of unprecedented proportions in 2003. Rainfall was seriously inadequate, and at the peak of the crisis, an unparalleled 13 million Ethiopians needed emergency assistance just to survive. The Ethiopian authorities appealed for a record 1.8 million tonnes of food aid. WFP provided 400,000 tonnes. Importantly, the Programme continued its central role in resource





mobilisation, logistics, and operational coordination, with the result that this was one of the best coordinated emergency responses in the history of Ethiopia, underlining the many lessons learned over past decades. The relief operation was a quiet success, with millions of lives saved.

The year also, however, revealed the inadequate progress in addressing the underlying causes of hunger in Ethiopia. In June, this became a national issue. Prime Minister Meles Zenawi signalled a major shift in government priorities towards sustainable solutions, resulting in the New Coalition for Food Security. Key leaders from all agencies involved in food security in the country, including WFP, drafted an action plan, the goal of which is to bring food security to five million vulnerable Ethiopians, and to improve the food security of an additional 10 million people within five years.

In 2003, WFP continued to strengthen its multi-year development programme in Ethiopia, with training and building capacity a core priority. Over 8,000 community members, technical experts, and government officials were trained in community planning and technical interventions. Tens of thousands of training manuals, guidelines and other teaching aids were distributed. The Country Programme focused on measuring results and building sustainable livelihoods by investing in people, supporting complementary cash programmes and careful inclusion of gender and HIV/AIDS issues. Impact assessments showed consistently strong results, underlining the need for expansion of these activities.



### CENTRAL AMERICA

Five years after Hurricane Mitch ravaged the people of Central America, many hundreds of thousands of them still have not fully recovered and every storm cloud threatens further disaster and despair.

Even though many of the region's children weren't even born when Hurricane Mitch struck, they are paying the price. Rendered homeless and jobless by the storm, many parents still haven't managed to rebuild their homes, jobs and savings and are still desperately poor and hungry. So are their children.



Almost half of all Guatemalan children under five were chronically malnourished in 2003, 40 percent in Honduras, 25 percent in Nicaragua and 23 percent in El Salvador. Unbelievably, these national averages mask some even more dramatic statistics: in north-west Guatemala, for example, two out of three children are chronically malnourished.

WFP's efforts in this weather-battered region focus on preventing acute malnutrition, especially through school feeding programmes in areas where malnutrition is particularly rife. The PRRO also helps families withstand the

frequent setbacks that natural disasters wreak upon the poor.

### **NORTH KOREA**

WFP helped feed 5.8 million desperately poor and hungry North Koreans in 2003. Carefully targeted assistance ensured that the essential dietary requirements of the most vulnerable were met.

Nonetheless, WFP mobilised only 60 per cent of the 512,000 tons of cereals and other commodities sought for the year, forcing it to drop large numbers of needy people from distribution plans for long periods. Ninety per cent of designated beneficiaries were children, women and elderly people.

Increased agricultural production further reduced the country's cereals gap to less than one million tons and therefore the volume of aid sought by WFP. But much of the population continued to be afflicted by critical dietary deficiencies, consuming very little protein, fat and micro-nutrients.

An economic adjustment process initiated in mid-2002, including big increases in the prices of staples and the abolition of all manner of subsidies, unintentionally exacerbated already significant disparities in access to food between better-off rural populations and those in urban areas. Data gathered by WFP showed that urban families were spending up to 85 percent of their income on food.

There were some notable improvements in WFP's operating conditions during the year. The number of monitoring visits to beneficiary institutions, households, Public Distribution Centres and food-for-work sites rose to an average of 513 a month, from 430 a month in 2002. The increase

was attributable to staff members being allowed to work longer hours and to a significant drop in cancellations of proposed visits.

In October, WFP was granted access to an additional district, Dukchang, in South Pyongan province, bringing the number of counties and districts where staff could monitor to 163 out of 206. Owing to subsequent administrative changes (the merging of counties), at end-March 2004 WFP had access to 161 out of 203 counties/districts.

Improvements in access and in monitoring capabilities enabled WFP to gather more and better information about food availability, prices, incomes, consumption patterns and coping mechanisms. This ensured a better understanding of needs and rendered assistance more effective.

The launch of a domestic mobile phone service was another promising development. The Government gave written assurances to WFP that its national staff, but not international staff, could use the network. WFP continues to pursue the issue of effective, mobile communications with the Government.

Despite the improvements in WFP's operating conditions during the year, significant restrictions on access to vulnerable people and to markets and shops persisted. These constraints limited the scope for monitoring and the timely detection of newly emerging food-insecure groups.

Some 15 percent of the 23 million North Koreans remained off-limits. Continuing its strict policy of "no access, no food" (assistance is only provided to areas where distributions can be monitored)



WFP was unable to determine their nutritional condition.

WFP staff were still not allowed to undertake random visits to beneficiaries, or visit local markets except one consumers' market in Pyongyang.

These restrictions prevent WFP from confirming its belief that no significant amounts of WFP food are being systematically diverted. WFP's inability to apply international monitoring standards in North Korea is a source of continuing concern for WFP and for donors. It causes some donors to give less, or not at all, and has had a substantial negative impact on WFP's ability to obtain resources for operations in the country. Nonetheless, there were indications early in 2004 that operating conditions would continue to improve.

The irregularity of food aid supplies, which became even more pronounced early in 2004, was a serious threat to the preventive capacity WFP has built up over the years. This capacity is a guarantee that, if the agency is adequately supported, the DPRK's food crisis will not gravely deteriorate.



# HIV/AIDS and Hunger



The devastation caused by HIV/AIDS in southern Africa highlighted the deadly relationship between HIV and hunger. In 2003, WFP raised awareness of the fact that good nutrition is the first line of defence against AIDS. A healthy diet can help to delay the onset of AIDS in people who are HIV-positive by making them less susceptible to opportunistic infections. And for those fortunate enough to be on anti-retroviral therapy, good nutrition is crucial for it to be fully effective.

WFP worked hard to incorporate HIV/AIDS interventions into all of its operations in 2003. This included supplying blended food fortified with essential vitamins and minerals to AIDS patients and providing food to children whose parents were sick or who had been killed by AIDS, including those left to fend for themselves and their younger siblings. By the end of 2003, WFP had HIV/AIDS-

related interventions in 41 countries – 30 in Africa, six in Latin America and the Caribbean, four in Asia and one in Eastern Europe.

In October 2003, WFP became the ninth co-sponsoring agency of UNAIDS, demonstrating its commitment to alleviating the negative effects of AIDS on the world's poor. WFP works

## UGANDA: THE MEMORY BOOK

Yudaya is preparing to die. She has AIDS and each day she writes into a journal something of her family history and practical advice for her oldest daughter, Victoria. The Ugandans call these journals "Memory Books". Her tale is painful, but sadly, it is not unusual: her husband died of AIDS and his relatives took over her comfortable home and possessions. She and her four children now live in a slum and depend on WFP food aid to survive. Yudaya is tough and wants to hang on as long as she can, to work if possible and pass on what she knows to her children. Food aid is keeping her nourished, helping her fight off diseases. As she puts it: "Now I have to eat for two: for myself and the virus."

# HIV/AIDS and Hunger

closely with the eight other members: the United Nations Children's Fund (UNICEF), the United Nations Development Programme, the United Nations Population Fund, the World Health Organization (WHO), the United Nations Office on Drugs and Crime, the International Labour Organization, the United Nations Educational, Scientific and Cultural Organization (UNESCO), and the World Bank. Its role is to provide food assistance as part of a comprehensive response in the fight against AIDS.

To this end, WFP committed itself to collaborate with WHO on its "Three by Five" initiative, which calls for three million people to be on anti-retroviral drugs by the end of 2005. WFP hopes that food and nutrition will be part of the package in many of the countries participating in the initiative, to ensure the maximum benefit from the drugs.

It has been said that "for now, the only vaccine we have is the education vaccine", meaning that education – and the behaviour change it brings about – is the best way to prevent AIDS. Studies published in recent years show that even in countries with high HIV prevalence, the longer children stayed in school, the better able they were

to prevent infection. Efforts are underway to reach out to children affected by AIDS through WFP's school feeding projects, and 20 countries have already integrated AIDS education into their school feeding programmes. Working closely with UNICEF, WFP makes sure that orphans and vulnerable children receive the necessary support to thrive.

Some seven million African farmers have been killed by AIDS. One of the most serious effects of this is the loss of agricultural know-how passed down from generation to generation. In mid-2003, WFP and FAO began a pilot project in Mozambique, the Junior Farmer Field and Life School, which teaches agricultural skills to children and young people from families affected by AIDS. WFP hopes that this project can be scaled up and replicated in other countries where agricultural labour is adversely affected by the pandemic.

WFP also began recruiting United Nations Volunteers (UNVs) to help the countries most affected by AIDS to strengthen their capacity in programming, training and health care. Eleven UNVs were sent to Angola, Burkina Faso, Burundi, Cameroon, Haiti, Niger, Mozambique, Myanmar, Rwanda, Swaziland and Uganda during 2003.

## **CAMBODIA: ORPHANS NO LONGER LEFT TO FEND FOR THEMSELVES**

When 15-year-old Srey Ny's parents were killed by AIDS, she and her five brothers and sisters were left to fend for themselves. Ny found herself responsible for raising her younger siblings, so instead of going to school she spent her day finding ways to put food on the table. Fortunately, the Srey orphans found a haven when Kong Sima allowed them to build a simple, makeshift home on her land in Kampong Cham. A local NGO provides the Srey orphans, and others like them, with food rations from WFP.



## School Feeding

*In 2003, WFP reached 15.2 million school students in 69 countries.*

A school is far more than four walls and a blackboard. WFP's Global School Feeding Campaign is about much more than just school lunches. WFP-assisted schools provide its partners with an opportunity to pass on life-saving information about how to stay HIV-free, to rid children of worms and parasites, to achieve some sense of normality after war.

Even in the countries worst-affected by HIV/AIDS, most school-age children are free of

the virus. They represent the "window of hope" if they are educated and kept healthy to break the deadly decline into poverty and despair. School feeding encourages children to attend school. Increasing girls' attendance is especially important, as studies have shown that the more years a girl attends school, the less likely she is to contract AIDS. Linking school feeding to HIV prevention and 'life skills' training can help children to attend school, stay healthy and cope with difficult issues as well as gain an education. In addition, take-home food rations can help families affected by AIDS who are struggling to put food on the table.





## School Feeding



Schools can play a critical role in resuming normal life after war. In Afghanistan, for example, WFP worked with UNICEF, the transitional government and NGOs to get children into school as a top humanitarian priority. UNICEF provided books, educational material and teacher training, while WFP school feeding reached some 1.2 million children in 2003. Enrolment rates for girls more than tripled between 2001 and 2003.

The “Back to Peace, Back to School” approach has also been applied in Angola, Liberia, and Sierra Leone, and is planned for Sudan. In Liberia, families have used their own houses as schools or built makeshift classrooms in their enthusiasm to ensure their children receive a basic education and nutritious meal. Communities are fixing roads and rebuilding

bridges, to enable food to reach even remote schools.

Over the next three years, the World Food Programme aims to reach 50 million children worldwide through school feeding. To demonstrate the value of school feeding and track its progress in meeting this goal, the Programme has invested considerable energy in monitoring and evaluation. A standardised survey gathers data on the impact of school feeding programmes in food-insecure areas worldwide: more than 10,000 schools in 44 countries are part of the survey so far. Gathering the information can be quite a challenge. Remote mountain schools sometimes require days of walking to reach. Travelling to schools in war zones sometimes requires military escorts, and disease outbreaks can cause delays.

## LAOS: MAKING DREAMS COME TRUE

Luang Prabang is a jewel-like town of Buddhist temples set beside the fabled Mekong River, where the national highway leading north narrows to two lanes, winding through jungle-covered mountains and morning mists, past abandoned slash-and-burn farmlands into the most remote, least populated pockets of this small, landlocked country.

WFP has been working in the far north of Laos for the past two years to bring nutrition, education and health care to thousands of children who are among the poorest and most malnourished in all of South-East Asia. The school feeding programme, which WFP implements with the Lao Government, is a quiet revolution for the tribal families in these borderlands, who have followed a way of life virtually unchanged for centuries.

Television and internet are unknown here. In tiny hamlets clinging to the mountainsides, without power lines or plumbing, these rural Laotians subsist on farming, a little livestock and some trading at the Chinese border. One mother in Udomxay province told WFP staff that she had not travelled further than the 12 kilometres to the next market town in her entire life. More than half the population is illiterate in both their ethnic dialect and the official Lao language. More than 80 percent of the children suffer from stomach parasites.

In 2002, food began to arrive at the small bamboo-frame schools, many of which lack blackboards and even walls. WFP and government staff visit the schools to dispense health counselling and de-worming tablets to children. Health teams also survey the children to measure the efficacy of the de-worming treatments.

In 2003, 57,000 children in northern Laos received a nutritious corn-soya meal in school thanks to WFP. Some 27,000 girls got an extra ration of rice and canned fish to share with their

families, as an added incentive to go to school. Almost 8,000 boys and girls who live so far away that they have to camp near the school to attend received rations of rice, fish and salt to meet their evening and weekend needs.



It is not unusual for parents to weep with gratitude at this unaccustomed assistance for their children and the future it opens up for them.

"My son is going to read and write," said Somphone, who like most Laotians goes by just one name. "That is my dream."

# Partnerships

In 2003, WFP worked closely with a wide network of dedicated individuals, organizations and governments to bring together creativity, political will and financial resources. WFP deepened some historic partnerships and embarked on new ones, to provide the best possible service to the poor and hungry.

## ROME-BASED AGENCIES

During 2003, WFP enhanced cooperation with its historic partners in Rome. Collaboration with FAO on 77 projects in 41 countries, in addition to the 20 joint crop and food supply assessment missions conducted annually. IFAD and WFP worked together in 21 projects across the globe. FAO, IFAD and WFP worked on a twin-track approach to ending hunger: short-term investments in food aid to prevent lasting damage from malnutrition and longer-term investments so people in the poorest countries can feed themselves.

## NON-GOVERNMENTAL ORGANIZATIONS

More than 1,000 international and local NGOs, alongside other civil society partners, helped WFP to reach the hungry in 2003. By integrating food aid into their projects and helping WFP to put its projects into action, they provided a vital link to communities in need, especially in some of the places most likely to be forgotten by the world.

## NEPAD

In November 2003, WFP signed a Memorandum of Understanding (MOU) with the New Economic Partnership for Development in Africa (NEPAD), formalizing cooperation between the two organizations. Important initiatives include

the “Home-Grown School Feeding” pilot project, designed to stimulate local production through local food purchases, and a study of the role that food reserve systems can play in protecting food security.

## OTHER ORGANIZATIONS

WFP and UNHCR renewed their formal commitment to work together in 2003 by agreeing on the new MOU. UNICEF and WFP worked to improve the health and nutritional status of schoolchildren and combined this with a joint initiative on HIV/AIDS, among several others. Collaboration with UNESCO and WHO was essential in the efficient implementation of school feeding and health-related interventions.

WFP also maintained its strong ties with the Red Cross/Red Crescent movement.

## STAND-BY PARTNERS

There are some unsung heroes in WFP’s effort to reach record numbers of people in 2003. We would not have reached many of them were it not for the extraordinary work of our stand-by partners: the Danish Refugee Council; the Department for International Development (DFID, UK); Ericsson Response; FSD; the Norwegian Refugee Council; RedR Australia; Svendborg Marine Surveyors; the Swedish Rescue Services Agency; the Swiss Agency for Development and Cooperation; and the Swiss Humanitarian Aid Unit.

Thanks to the professionalism and expertise of these agencies, WFP operations in 31 countries overcame incredible obstacles to deliver life-saving food.



## CELEBRITY SUPPORT

A number of famous voices joined the growing chorus of international celebrities and sports stars who are helping WFP raise awareness about hunger. These celebrities are helping WFP reach wider audiences around the world.

Grammy-award-winning singer, **Cesaria Evora**, one of Africa's greatest vocalists, made her first official appearance as a WFP Ambassador against Hunger at a specially-arranged benefit concert in Rome on 8 December. Rome's new Auditorium was sold out with 1,200 people attending the event. A long-time advocate for poor women and children in her native Cape Verde, Evora accepted the ambassadorship in June, after witnessing the impact of WFP's school feeding operation there. She dedicated one of the songs from her new album to WFP.

**Keiko Matsui**, an award-winning jazz pianist from Japan, caused a stir at a WFP press conference in Tokyo in November when she played 'Wildflower'. The song is dedicated to WFP. Matsui said she was "honoured to support WFP's assistance to hungry children in Africa." She added, "Music crosses all borders: it can unite different cultures, religions, and ethnic backgrounds." Her partnership was announced at a press conference held during the Tokyo International Conference on African Development.

**Aster Aweke**, Ethiopia's best known singer, returned from the US to her native country for two concerts during November, raising US\$83,000 for WFP's school feeding programme. Addis Ababa's stadium was packed



with fans listening to Aweke's famous mix of modern and traditional Ethiopian music. Aweke's songs have topped both the prestigious Billboard and College Music Journal's specialist charts.

**Sean Connery** appeared in a public service announcement highlighting WFP's work. The 30-second spot illustrates how WFP uses every means of transport, from ships and planes to trucks and helicopters, to get food aid to people in need. The advertisement was broadcast for free on the BBC World Service, CNN and a range of other television networks worldwide.

## Partnerships

### RUGBY WORLD CUP

Teaming the largest humanitarian organization in the world with the largest international sporting event in 2003, the Rugby World Cup in Australia, was the brainchild of WFP staff members, passionate about the sport. The goal was simple: raise awareness of the 800 million people around the world who don't have enough to eat, encouraging those watching the matches to 'tackle hunger'.

Audiences were captivated by a 30-second public service announcement featuring the rugby star, Nick Farr-Jones, in stadiums and on millions of television screens around the world. Passengers on all Qantas flights in and out of Australia also watched the video. Print advertisements, stadium advertisements and

a website extended the coverage even further. This campaign, worth more than US\$13 million in media coverage, reached more people faster than any single marketing campaign ever conducted by WFP.

The captains of the last four teams to win the Rugby World Cup all lent their voices and image to the campaign. Australia's Nick Farr-Jones and New Zealand's David Kirk went one step further, becoming Ambassadors for *Tackle Hunger*.

The *Tackle Hunger* campaign was the first affiliation by the Rugby World Cup with a non-profit organization. The strong parallels between the sport of rugby and the work of WFP – teamwork, speed and a sense of mission – helped ensure the partnership's success.



# Funding and Resources

Donations to WFP were a record US\$2.6 billion in 2003, 44 percent higher than in 2002. The Programme aimed to assist 110 million people in 2003, needing eight million tons of food. By the end of the year, WFP had succeeded in delivering six million tons of food, reaching 104 million people in 81 countries.

High needs for food aid in southern Africa, coupled with Iraq, drove donations. WFP's own emergency operation in Iraq shipped 728,000 tons of food at a cost of US\$472 million. With food delivered under the Oil For Food Programme, the total shipped was more than two million tons, at a cost of almost US\$1.3 billion.

Contributions to all programme categories rose in 2003. US\$1.4 billion was contributed for WFP's emergency operations. Donations for development activities rose to US\$240 million, up from US\$215 million in 2002, but only met two thirds of requirements. Protracted relief and recovery operations attracted an historically high level of donations — US\$824 million. Ninety percent of food aid needs were met for refugees, displaced persons and people recovering from war and natural disasters.

WFP's special operations to overcome logistic hurdles received double the amount they did in 2002, some US\$76 million. However, several critical but low-profile operations remained underfunded, as donors tended to resource projects linked to the Iraq crisis.

Multilateral funds, which donors allow WFP to allocate to projects according to greatest need, once again proved crucial in averting breaks in food

pipelines, complementing food rations where projects received in-kind donations of only one commodity, and funding “forgotten” emergencies. Unfortunately, only two percent of all contributions to emergency operations in 2003 were multilateral, restricting WFP's ability to intervene as efficiently as possible.

## GOVERNMENT DONORS

WFP's donors were more generous than ever in 2003, with 16 of the top 20 donors increasing contributions. The United States, the European Commission, the United Kingdom, Japan, Canada, Sweden and Switzerland all gave at least 15 percent more than the previous year.

For the third consecutive year, the United States provided more than half of WFP resources. While welcoming this extraordinary generosity, WFP worked hard to broaden support from other major donors and attract new contributors. Contributions from new government donors and financial institutions in 2003 were US\$95 million, more than ten times the amount received a decade ago. For example, the Russian Federation pledged US\$11 million. Other major contributions from new donors included Malawi (US\$1.1 million), Kuwait (US\$1 million), Viet Nam (US\$500,000) and Cameroon (US\$33,000).

WFP has fed about 35 million people in China, as a result of 25 years of development and emergency support. During his visit to China in December 2003, WFP's Executive Director praised China's remarkable accomplishments in reducing poverty and hunger.

“As it becomes a more prosperous economy, we want China to become one of our major financial partners and tap Chinese manpower and technical know-how,” he said. A new, long-term partnership is being prepared at the highest levels. In 2003, China donated more than US\$1 million for local WFP operations, plus a higher cash contribution for 2003-04 of US\$2.5 million.



# Corporate Support and Partnerships

Support from the private sector grew exponentially in 2003, with US\$30 million in cash and in-kind contributions to the Programme. This was a massive increase from the US\$3.8 million raised in 2002.

In an effort to make WFP more effective and efficient, the agency is seeking 12-15 long-term corporate partners to provide cash and gifts in kind, including logistical support and expertise.

## WFP'S FIRST CORPORATE PARTNER

The Netherlands-based global mail, express and logistics company, **TPG**, contributed US\$6.2 million in direct funding and in-kind support following the launch of its partnership with WFP in December 2002. As the agency's first and largest corporate partner, TPG, holding company for TNT and TPG Post, committed its staff, resources and expertise to enhance WFP's capacity to reach more of the world's hungry.

In the first year of the partnership, TPG provided logistical assistance to improve WFP's emergency response capabilities and strengthen the agency's supply chain that serves the humanitarian

community. TPG also airlifted urgently needed humanitarian cargo to Chad, Iran and Liberia.

Beyond logistics, the company provided support in accounting, auditing and human resources management, as well as in the identification of additional corporate partners, such as The Boston Consulting Group. TPG's 160,000 employees also contributed directly through locally organized fundraising initiatives in support of WFP school feeding. They were motivated by TPG volunteers who worked on school-improvement projects in WFP-supported schools in four countries. By the end of 2003, TPG employees had raised more than US\$1 million.

## ADDITIONAL PRIVATE SECTOR SUPPORT

The international consulting firm, **The Boston Consulting Group (BCG)**, helped WFP build a private sector fundraising strategy. As the relationship solidified, BCG expanded its support to an analysis of WFP's business processes, providing a total value of US\$1.8 million in free consultancy services.

In addition to making a cash contribution of US\$120,000, the Italian clothing company, **Benetton**, ran a multi-million dollar campaign titled "Food for Life", splashing images of WFP's beneficiaries across billboards, magazines and newspapers in 27 countries. As part of this campaign, Benetton also distributed nearly one million copies of 'HUNGER', a 32-page magazine featuring the lives and images of people receiving WFP's food aid (see picture, right).


Other corporate donors included SAP, IBM, Ericsson and Archer Daniels Midland.



*“My older brother once brought some chicken home that he found in the dump. The whole family was poisoned.”*

Roathy, 6, Cambodia



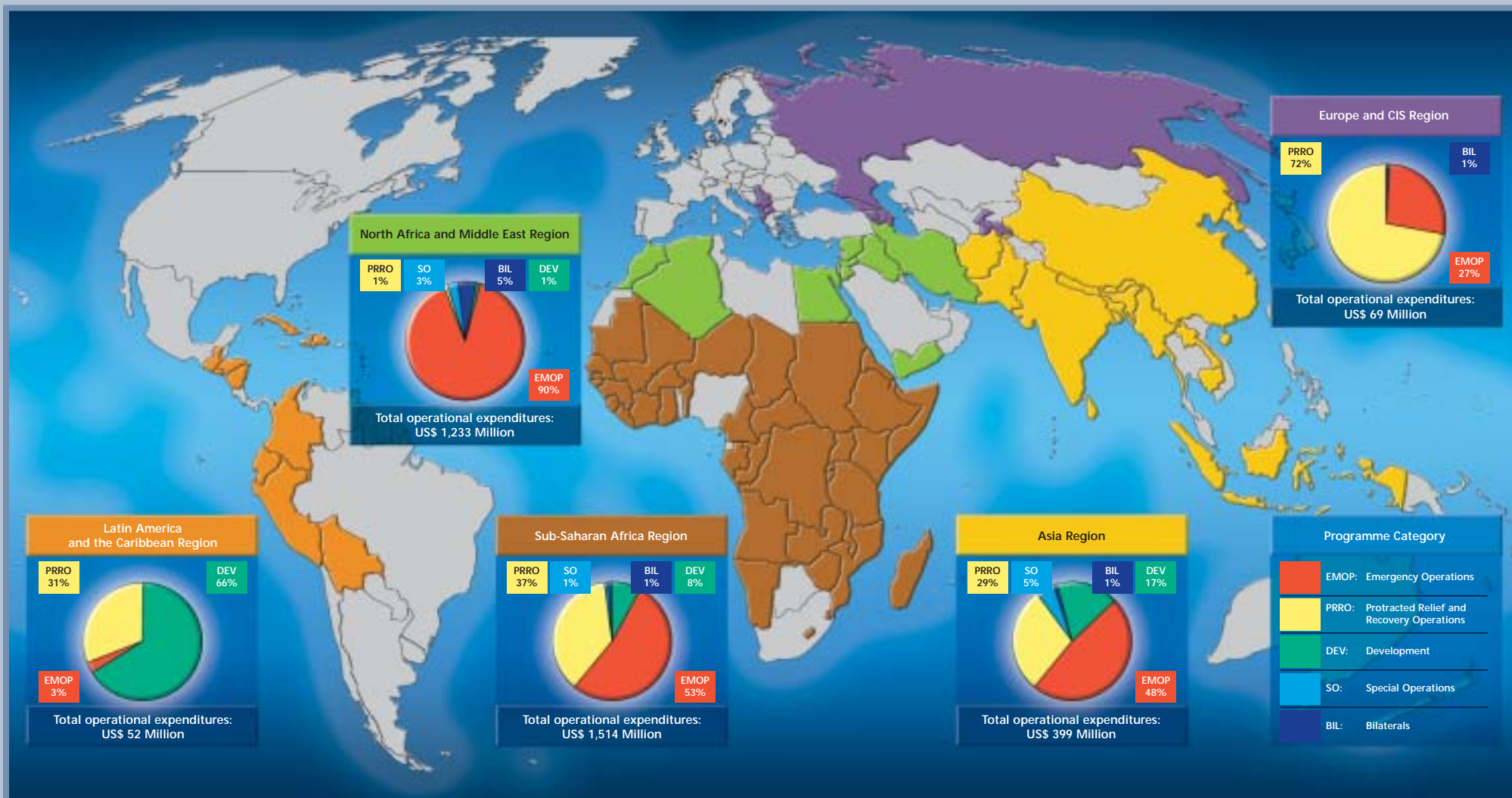


*Annual Report 2003*

**Annexes**



# WFP OPERATIONAL EXPENDITURE BY REGION AND PROGRAMME CATEGORY, 2003



The boundaries and names shown and the designations used on this map do not imply official endorsement or acceptance by the United Nations.  
Data Source: ICTI/WFP, April 2004

*Annex 1: GLOBAL FOOD AID PROFILE, 2000-2003\**

	2000	2001	2002	2003*
<b>Food aid (million tons)</b>				
<b>1) Total food aid deliveries</b>	<b>11.3</b>	<b>10.9</b>	<b>9.7</b>	<b>10.2</b>
WFP share of total	4.0	4.5	3.8	4.9
Cereals	9.8	9.4	8.2	8.9
Non-cereals	1.5	1.5	1.5	1.3
<b>Percentage of global food aid</b>				
<b>2) Procurement in developing countries/territories in transition</b>	<b>13.9</b>	<b>11.7</b>	<b>10.7</b>	<b>21.1</b>
<b>3) Deliveries by channel</b>				
Bilateral	39.7	27.9	32.1	22.4
Multilateral	35.9	41.7	39.3	48.6
NGOs	24.4	30.4	28.5	29.1
<b>4) Food aid deliveries by category</b>				
Programme	26.2	20.5	22.1	10.6
Relief	49.9	50.5	48.4	66.9
Project	23.9	29.0	29.4	22.6
<b>5) Food aid deliveries by region</b>				
Sub-Saharan Africa	35.3	33.3	30.4	50.9
South and East Asia	28.0	37.4	39.1	23.6
Europe and CIS	20.0	12.0	10.8	7.3
Latin America and the Caribbean	7.3	9.1	12.7	4.6
North Africa and Middle East	9.4	8.2	7.0	13.6
<b>6) Deliveries to:</b>				
Developing countries	87.6	97.3	98.2	96.4
LIFDCs	75.7	82.8	85.1	85.8
LDCs	39.5	42.1	38.7	51.9
<b>7) Total cereal food aid deliveries as a percentage of:</b>				
World cereal production	0.5	0.5	0.4	0.5
World cereal imports	4.2	3.9	3.4	3.9
<b>8) Cereal food aid deliveries to LIFDCs expressed as a percentage of:</b>				
LIFDC cereal production	1.0	1.0	0.9	1.0
LIFDC cereal import	9.8	9.4	8.6	10.1

Source: Interfais.

\* 2003 data are provisional.

**Annex 2: OPERATIONAL EXPENDITURES<sup>1</sup> BY REGION AND CATEGORY, 2000-2003 (thousand dollars)**

	2000		2001		2002		2003	
	Expenditures	%	Expenditures	%	Expenditures	%	Expenditures	%
<b>GRAND TOTAL</b>	<b>1 158 283</b>	<b>100</b>	<b>1 776 438</b>	<b>100</b>	<b>1 592 160</b>	<b>100</b>	<b>3 275 319</b>	<b>100</b>
DEVELOPMENT	184 966	16	231 059	13	194 692	12	228 678	7
RELIEF	920 310	79	1 421 350	80	1 282 791	81	2 811 441	86
Emergency	576 873		1 006 227		867 053		2 072 988	
PRO/PRRO	343 438		415 123		415 738		738 453	
SPECIAL OPERATIONS	25 856	2	32 184	2	36 651	2	82 769	3
TRUST FUNDS/BILATERALS <sup>2</sup>	19 705	2	45 772	3	38 609	2	80 470	2
OTHER <sup>3</sup>	7 446	0	46 072	3	39 416	3	71 960	2
<b>SUB-SAHARAN AFRICA</b>	<b>637 459</b>	<b>100</b>	<b>885 644</b>	<b>100</b>	<b>899 374</b>	<b>100</b>	<b>1 514 000</b>	<b>100</b>
Percentage of all regions	55		50		56		46	
DEVELOPMENT	55 286	9	99 279	11	89 075	10	125 391	8
RELIEF	558 077	88	761 955	86	794 257	88	1 358 993	90
Emergency	348 512		459 455		476 630		803 598	
PRO/PRRO	209 565		302 500		317 627		555 394	
SPECIAL OPERATIONS	13 042	2	18 437	2	14 178	2	20 992	1
TRUST FUNDS/BILATERALS <sup>2</sup>	11 055	2	5 972	1	1 864	0	8 625	1
<b>ASIA</b>	<b>338 669</b>	<b>100</b>	<b>565 719</b>	<b>100</b>	<b>454 316</b>	<b>100</b>	<b>399 157</b>	<b>100</b>
Percentage of all regions	29		32		29		12	
DEVELOPMENT	79 514	23	81 033	14	66 370	15	68 382	17
RELIEF	252 092	74	469 351	83	360 182	79	304 898	76
Emergency	157 781		408 263		317 652		189 401	
PRO/PRRO	94 311		61 088		42 530		115 498	
SPECIAL OPERATIONS	3 517	1	13 308	2	21 724	5	20 868	5
TRUST FUNDS/BILATERALS <sup>2</sup>	3 546	1	2 027	0	6 040	1	5 009	1



**Annex 2 (con.): OPERATIONAL EXPENDITURES<sup>1</sup> BY REGION AND CATEGORY, 2000-2003 (thousand dollars)**

	2000		2001		2002		2003	
	Expenditures	%	Expenditures	%	Expenditures	%	Expenditures	%
<b>EASTERN EUROPE AND CIS</b>	<b>84 011</b>	<b>100</b>	<b>166 162</b>	<b>100</b>	<b>86 788</b>	<b>100</b>	<b>69 101</b>	<b>100</b>
Percentage of all regions	7		9		5		2	
<b>RELIEF</b>	<b>86 186</b>	<b>100</b>	<b>153 657</b>	<b>92</b>	<b>86 418</b>	<b>100</b>	<b>68 538</b>	<b>99</b>
Emergency	66 124		127 801		52 862		18 807	
PRO/PRRO	20 061		25 856		33 556		49 731	
<b>SPECIAL OPERATIONS</b>	<b>(2 212)</b>		<b>493</b>	<b>0</b>	<b>235</b>	<b>0</b>	<b>-</b>	<b>-</b>
<b>TRUST FUNDS/BILATERALS<sup>2</sup></b>	<b>39</b>	<b>0</b>	<b>12 013</b>	<b>7</b>	<b>134</b>	<b>0</b>	<b>563</b>	<b>1</b>
<b>LATIN AMERICA AND THE CARIBBEAN</b>	<b>42 030</b>	<b>100</b>	<b>57 157</b>	<b>100</b>	<b>40 253</b>	<b>100</b>	<b>51 719</b>	<b>100</b>
Percentage of all regions	4		3		2		2	
<b>DEVELOPMENT</b>	<b>29 583</b>	<b>70</b>	<b>38 565</b>	<b>67</b>	<b>26 408</b>	<b>65</b>	<b>34 122</b>	<b>66</b>
<b>RELIEF</b>	<b>12 302</b>	<b>29</b>	<b>18 591</b>	<b>33</b>	<b>13 845</b>	<b>35</b>	<b>17 597</b>	<b>34</b>
Emergency	566		7 238		3 967		1 457	
PRO/PRRO	11 737		11 353		9 879		16 140	
<b>TRUST FUNDS/BILATERALS<sup>2</sup></b>	<b>145</b>	<b>0</b>	<b>-</b>	<b>-</b>	<b>-</b>	<b>-</b>	<b>-</b>	<b>-</b>
<b>MIDDLE EAST AND NORTH AFRICA</b>	<b>48 667</b>	<b>100</b>	<b>55 491</b>	<b>100</b>	<b>71 817</b>	<b>100</b>	<b>1 232 874</b>	<b>100</b>
Percentage of all regions	4		3		5		38	
<b>DEVELOPMENT</b>	<b>20 584</b>	<b>42</b>	<b>12 182</b>	<b>22</b>	<b>12 696</b>	<b>18</b>	<b>16 279</b>	<b>1</b>
<b>RELIEF</b>	<b>11 654</b>	<b>24</b>	<b>17 549</b>	<b>32</b>	<b>28 088</b>	<b>39</b>	<b>1 112 907</b>	<b>90</b>
Emergency	3 889		3 224		15 940		1 094 797	
PRO/PRRO	7 765		14 325		12 148		18 110	
<b>SPECIAL OPERATIONS</b>	<b>11 509</b>	<b>24</b>	<b>-</b>	<b>-</b>	<b>461</b>	<b>1</b>	<b>40 610</b>	<b>3</b>
<b>TRUST FUNDS/BILATERALS<sup>2</sup></b>	<b>4 920</b>	<b>10</b>	<b>25 761</b>	<b>46</b>	<b>30 571</b>	<b>43</b>	<b>63 078</b>	<b>5</b>

<sup>1</sup> Excludes programme support and administrative costs.

<sup>2</sup> In 2000, Trust Funds Expenditures include Bilateral, JPO and other funds in trust. From 2001 only Bilaterals are included.

<sup>3</sup> Operational Expenditures such as General Fund, Insurance and, from 2001, Trust Funds that cannot be apportioned by project/operation.

**Note:**

Negative figures, shown in parentheses, represent financial adjustments.

**Annex 3: OPERATIONAL EXPENDITURES' BY COUNTRY, REGION AND CATEGORY, 2000-2003 (thousand dollars)**

	2000					2001					2002					2003					
	Develop- ment	Relief	Special Oper.	Trust Funds <sup>a</sup>	Total	Develop- ment	Relief	Special Oper.	Bilaterals	Total	Develop- ment	Relief	Special Oper.	Bilaterals	Total	Develop- ment	Relief	Special Oper.	Bilaterals	Total	
<b>GRAND TOTAL</b>	<b>184 966</b>	<b>920 310</b>	<b>25 856</b>	<b>19 705</b>	<b>1 158 283</b>	<b>231 059</b>	<b>1 421 350</b>	<b>32 184</b>	<b>45 772</b>	<b>1 776 438</b>	<b>194 692</b>	<b>1 282 791</b>	<b>36 651</b>	<b>38 609</b>	<b>1 592 160</b>	<b>228 678</b>	<b>2 811 441</b>	<b>82 769</b>	<b>80 470</b>	<b>3 275 319</b>	
<b>SUB-SAHARAN AFRICA</b>																					
Angola	4	72 321	4 940	2 015	79 281	10	87 534	6 891	523	94 958	0	103 484	5 071	1	108 556	-	140 885	7 625	41	148 551	
Benin	1 745	-	-	73	1 818	1 835	-	-	-	1 835	1 666	-	-	-	1 666	2 575	-	-	-	2 575	
Botswana	2	-	-	-	2	-	-	-	-	-	-	-	-	-	-	4 906	153	-	(6)	5 054	
Burkina Faso <sup>5</sup>	564	104	-	79	747	1 680	494	-	-	2 174	2 861	226	-	230	3 317	29	44 458	842	537	45 867	
Burundi <sup>6</sup>	398	2 530	-	250	3 178	1 894	22 018	768	35	24 715	257	12 873	869	43	14 042	-	-	-	-	-	
Cameroon	394	(122)	-	19	290	1 089	313	-	-	1 402	1 641	130	-	-	1 771	2 143	610	-	-	2 753	
Cape Verde	851	-	-	(1)	850	756	-	-	-	756	1 625	686	-	-	2 311	1 603	461	-	-	2 065	
Central African Republic	1 069	63	-	-	1 133	661	51	-	-	711	1 378	1 420	-	-	2 798	1 013	1 982	-	-	2 995	
Chad <sup>6</sup>	2 693	619	-	43	3 355	2 127	8 675	-	-	10 803	3 126	1 086	-	-	4 212	4 721	1 299	-	-	6 020	
Comoros	-	7	-	-	7	-	-	-	-	-	-	-	-	-	-	-	-	-	-	-	
Congo <sup>2</sup>	-	3 221	-	-	3 221	-	2 659	-	-	2 659	-	2 390	-	-	2 390	-	5 013	-	-	5 013	
Congo, Dem. Rep. of the <sup>2</sup>	107	12 591	-	349	13 047	17	32 515	910	613	34 054	0	41 051	1 139	(1)	42 189	-	63 260	1 945	-	65 205	
Côte d'Ivoire <sup>3</sup>	953	-	-	(120)	833	1 246	21	-	2 720	3 987	1 388	1 139	-	1 539	4 066	302	16 971	260	420	17 954	
Djibouti	40	2 900	1 522	-	4 461	149	6 587	950	-	7 686	454	4 995	67	-	5 516	64	3 864	74	-	4 002	
Eritrea	-	32 424	276	397	33 097	-	45 844	545	-	46 389	-	22 221	(15)	-	22 206	-	67 674	-	-	67 674	
Ethiopia	15 660	159 694	-	4 526	179 880	26 828	140 070	1 530	2 075	170 504	18 849	108 988	177	2	128 016	17 620	211 564	-	1 233	230 416	
Gabon	-	582	-	-	582	-	299	-	-	299	-	311	-	-	311	-	1	-	-	1	
Gambia <sup>6</sup>	1 503	-	-	-	1 503	2 085	96	-	-	2 181	1 170	0	-	-	1 170	1 818	1 598	-	-	3 416	
Ghana <sup>3</sup>	1 427	4	-	5	1 435	1 166	-	-	-	1 166	954	137	-	-	1 091	4 194	98	-	-	4 292	
Guinea <sup>3</sup>	1 348	(281)	-	-	1 067	119	9 294	216	-	9 629	1 340	9 131	515	-	10 986	1 206	18 941	1 320	-	21 467	
Guinea-Bissau	(20)	825	-	-	804	-	1 251	-	-	1 251	-	2 251	-	-	2 251	-	4 246	-	-	4 246	
Kenya	2 209	79 612	-	3 321	85 142	4 103	118 037	-	-	122 800	4 356	53 889	-	57	58 302	8 324	45 217	-	-	53 541	
Lesotho	750	(5)	-	(19)	726	1 045	-	-	-	1 045	1 910	8 452	-	-	10 362	2 089	21 204	-	-	23 292	
Liberia <sup>3</sup>	-	29 006	(828)	4	28 182	1 244	5 623	-	-	6 867	1 522	8 828	-	-	10 350	1 979	42 450	3 040	-	47 469	
Madagascar	1 612	2 406	1 027	85	5 130	4 262	696	217	-	5 175	4 242	324	190	-	4 756	3 752	6 734	(19)	-	10 467	
Malawi	1 770	(125)	-	37	1 683	6 003	1 182	-	-	7 185	4 127	45 231	1 590	-	50 948	5 243	52 806	3 145	-	61 194	
Mali <sup>6</sup>	1 902	976	-	45	2 922	3 289	1 157	-	-	4 446	4 189	1 367	-	-	5 556	4 957	1 398	-	-	6 355	
Mauritania <sup>6</sup>	1 636	(2)	-	(3)	1 631	3 418	-	-	-	3 418	2 703	3 102	-	-	5 805	5 636	19 045	-	-	24 681	
Mozambique	2 412	17 219	5 277	377	25 286	7 481	7 571	3 360	-	18 412	8 822	14 666	2 000	-	25 488	14 098	52 939	18	-	67 055	
Namibia	-	531	-	-	531	-	1 094	-	-	1 094	-	1 271	-	-	1 271	-	1 338	-	-	1 338	

**Annex 3 (con.): OPERATIONAL EXPENDITURES<sup>1</sup> BY COUNTRY, REGION AND CATEGORY, 2000-2003 (thousand dollars)**

	2000					2001					2002					2003					
	Develop-ment	Relief	Special Oper.	Trust Funds <sup>8</sup>	Total	Develop-ment	Relief	Special Oper.	Bilaterals	Total	Develop-ment	Relief	Special Oper.	Bilaterals	Total	Develop-ment	Relief	Special Oper.	Bilaterals	Total	
Niger <sup>6</sup>	3 210	-	-	(3)	3 207	5 814	1 617	-	-	7 432	3 781	387	-	-	4 168	2 551	39	-	-	2 590	
Rwanda <sup>2</sup>	394	52 869	(547)	(95)	52 620	1 135	8 288	822	-	10 245	2 595	12 202	231	-	15 028	5 501	11 756	123	-	17 381	
Sao Tome and Principe	1 081	-	-	-	1 081	499	-	-	-	499	457	-	-	-	457	629	-	-	-	629	
Senegal <sup>6</sup>	2 800	8 284	-	(13)	11 071	1 913	255	-	-	2 168	2 839	1 027	-	-	3 866	4 151	2 677	-	-	6 828	
Sierra Leone <sup>3</sup>	-	1 837	1 562	28	3 427	-	14 599	2 141	6	16 747	-	20 588	1 015	(6)	21 597	2 173	25 671	11	-	27 856	
Somalia	-	10 531	(1 432)	159	9 257	-	6 668	87	-	6 754	-	8 441	-	-	8 441	-	9 741	-	-	9 741	
Sudan	1 953	50 507	1 115	93	53 668	8 702	113 624	1	-	122 327	3 282	96 380	383	-	100 045	6 251	128 578	907	-	135 736	
Swaziland	-	-	-	-	-	-	-	-	-	-	-	2 999	-	-	2 999	-	10 219	2	-	10 221	
Tanzania <sup>2</sup>	1 647	(1 194)	-	(679)	(225)	2 328	52 013	-	-	54 341	1 406	30 282	-	-	31 688	7 022	51 272	-	-	58 293	
Uganda <sup>2</sup>	1 401	15 257	-	72	16 730	2 928	24 201	-	-	27 129	2 476	22 956	-	-	25 432	6 019	82 564	-	-	88 584	
Zambia	1 771	2 873	107	12	4 762	3 393	10 049	-	-	13 442	3 547	41 827	-	-	45 374	2 480	51 724	-	1 674	55 877	
Zimbabwe	-	13	-	-	13	-	1 236	-	-	1 236	-	89 291	-	-	89 291	-	158 544	-	4 725	163 269	
Other Regional Expenditure	-	-	23	-	23	-	35 725	-	-	35 725	113	18 228	945	-	19 286	340	-	1 696	-	2 036	
<b>TOTAL REGION</b>	<b>55 286</b>	<b>558 077</b>	<b>13 042</b>	<b>11 055</b>	<b>637 459</b>	<b>99 279</b>	<b>761 955</b>	<b>18 437</b>	<b>5 972</b>	<b>885 644</b>	<b>89 075</b>	<b>794 257</b>	<b>14 178</b>	<b>1 864</b>	<b>899 374</b>	<b>125 391</b>	<b>1 358 993</b>	<b>20 992</b>	<b>8 625</b>	<b>1 514 000</b>	
<b>ASIA</b>																					
Afghanistan	-	43 389	-	6	43 394	-	118 473	356	-	118 829	-	131 546	3 596	-	135 142	-	129 034	11 715	-	140 750	
Bangladesh	16 008	177	-	1 517	17 702	29 307	16 694	-	448	46 450	24 131	10 312	-	2 523	36 966	17 852	3 057	-	3 525	24 434	
Bhutan	1 434	-	-	14	1 448	2 075	-	-	-	2 075	2 800	-	-	-	2 800	5 008	-	-	-	5 008	
Cambodia	2 036	19 287	-	55	21 377	1 171	26 140	-	-	27 312	1 301	16 333	-	1 608	19 242	705	16 322	-	578	17 605	
China	14 610	299	-	(869)	14 040	11 687	-	-	882	12 569	12 657	-	-	1 837	14 494	11 406	-	-	864	12 270	
India	26 432	1 177	-	138	27 746	17 889	3 747	-	-	21 636	9 817	434	-	-	10 251	3 312	8	2	-	3 322	
Indonesia	-	52 131	-	-	52 131	-	15 710	-	-	15 710	-	11 060	-	-	11 060	-	21 759	-	-	21 759	
Korea, D.P.R. of	-	112 262	-	1 038	113 300	-	233 515	-	-	233 515	-	101 879	796	60	102 735	-	101 646	611	42	102 299	
Lao, People's Dem. Rep. of	489	180	-	12	681	986	1 800	-	-	2 786	2 375	1 116	-	-	3 491	2 088	236	-	-	2 324	
Myanmar	-	-	-	1 314	1 314	-	653	-	696	1 349	-	1 472	-	12	1 484	(0)	1 989	-	(0)	1 990	



**Annex 3 (con.): OPERATIONAL EXPENDITURES<sup>1</sup> BY COUNTRY, REGION AND CATEGORY, 2000-2003 (thousand dollars)**

	2000				2001				2002				2003				
	Develop-ment	Relief	Special Oper.	Trust Funds <sup>s</sup>	Total	Develop-ment	Relief	Special Oper.	Total	Develop-ment	Relief	Special Oper.	Total	Develop-ment	Relief	Special Oper.	Total
Nepal	2 464	3 569	-	84	6 117	10 805	5 870	-	16 675	7 971	4 880	-	12 851	10 886	6 053	-	16 939
Pakistan	4 411	910	(916)	62	4 467	6 293	4 600	-	10 893	2 357	7 309	9	9 675	16 122	15 068	(0)	31 190
Sri Lanka	1 948	1 963	-	(0)	3 910	637	3 224	-	3 861	2 899	4 865	-	7 764	901	7 009	-	7 909
Thailand	-	101	-	173	273	-	-	-	-	-	-	-	-	-	-	-	-
Timor-Leste	-	16 488	4 433	-	20 922	-	3 905	2 614	6 519	-	889	66	955	-	996	-	996
Viet Nam	9 682	158	-	5	9 846	182	12	-	194	-	-	-	-	-	-	-	-
Other Regional Expenditure	-	-	-	-	-	-	35 008	10 338	45 346	64	68 088	17 258	85 410	103	1 720	8 540	10 363
<b>TOTAL REGION</b>	<b>79 514</b>	<b>252 092</b>	<b>3 517</b>	<b>3 546</b>	<b>338 669</b>	<b>81 033</b>	<b>469 351</b>	<b>13 308</b>	<b>2 027</b>	<b>565 719</b>	<b>66 370</b>	<b>360 182</b>	<b>21 724</b>	<b>68 382</b>	<b>304 898</b>	<b>20 868</b>	<b>399 157</b>
<b>EASTERN EUROPE AND CIS</b>																	
Albania	-	1	-	-	1	-	1 589	-	-	1 589	-	2 378	-	-	3 013	-	3 013
Armenia	-	4 990	-	-	4 990	-	11 661	-	-	11 661	-	3 993	-	-	7 279	-	7 279
Azerbaijan	-	3 196	-	-	3 196	-	5 691	-	-	5 691	-	3 794	-	-	6 599	-	6 599
Georgia	-	3 554	-	22	3 575	-	20 667	467	21 134	-	5 215	225	5 440	-	6 933	-	6 933
Macedonia, FYR	-	-	-	-	-	-	828	-	828	-	43	-	43	-	94	-	94
Russian Federation	-	7 399	-	-	7 399	-	12 389	-	12 389	-	13 843	-	14 104	-	13 723	-	14 285
Serbia and Montenegro	-	57 751	(184)	12	57 579	-	51 596	26	12 013	63 635	-	13 905	(126)	13 779	-	3 740	3 740
Tajikistan	-	9 295	-	5	9 300	-	37 623	-	-	37 623	-	40 098	10	40 108	-	26 951	26 951
Turkmenistan	-	-	-	-	-	-	1 973	-	-	1 973	-	-	-	-	208	-	208
Other Regional Expenditure	-	-	(2 028)	-	(2 028)	-	9 639	-	-	9 639	-	3 149	-	3 149	-	-	0
<b>TOTAL REGION</b>	<b>-</b>	<b>86 186</b>	<b>(2 212)</b>	<b>39</b>	<b>84 012</b>	<b>-</b>	<b>153 657</b>	<b>493</b>	<b>12 013</b>	<b>166 162</b>	<b>-</b>	<b>86 418</b>	<b>235</b>	<b>134</b>	<b>68 538</b>	<b>-</b>	<b>69 101</b>
<b>LATIN AMERICA AND THE CARIBBEAN</b>																	
Belize	-	44	-	-	44	-	203	-	-	203	-	3	-	-	-	-	-
Bolivia	5 834	-	-	33	5 867	5 648	354	-	-	6 002	5 178	125	-	7 247	16	-	7 263
Colombia	1 087	3 005	-	-	4 092	603	3 429	-	-	4 032	44	1 815	-	641	1 521	-	2 163
Cuba	2 283	14	-	5	2 301	2 806	162	-	-	2 968	2 031	212	-	2 723	11	-	2 734
Dominican Republic	611	257	-	(1)	866	2 048	876	-	-	2 924	399	498	-	427	96	-	523

**Annex 3 (con.): OPERATIONAL EXPENDITURES<sup>1</sup> BY COUNTRY, REGION AND CATEGORY, 2000-2003 (thousand dollars)**

	2000					2001					2002					2003					
	Development	Relief	Special Oper.	Trust Funds <sup>8</sup>	Total	Development	Relief	Special Oper.	Bilaterals	Total	Development	Relief	Special Oper.	Bilaterals	Total	Development	Relief	Special Oper.	Bilaterals	Total	
Ecuador	2 450	47	-	75	2 572	2 122	154	-	-	2 276	2 099	32	-	-	2 131	1 700	362	-	-	2 062	
El Salvador <sup>4</sup>	922	-	-	4	925	4 584	3 646	-	-	8 230	278	2 278	-	-	2 556	1 932	2 032	-	-	3 963	
Guatemala <sup>4</sup>	3 095	1	-	24	3 120	1 848	413	-	-	2 261	1 437	4 265	-	-	5 702	2 814	3 983	-	-	6 797	
Guyana	45	-	-	-	45	-	-	-	-	-	-	-	-	-	-	-	-	-	-	-	
Haiti	5 496	(94)	-	(20)	5 382	5 166	-	-	-	5 166	5 208	-	-	-	5 208	5 927	2 243	-	-	8 170	
Honduras <sup>4</sup>	694	131	-	(5)	820	2 456	4 823	-	-	7 280	1 647	2 517	-	-	4 164	3 095	3 522	-	-	6 617	
Jamaica	(7)	-	-	-	(7)	-	-	-	-	-	-	-	-	-	-	-	-	-	-	-	
Nicaragua <sup>4</sup>	2 969	8 422	-	48	11 438	8 305	2 931	-	-	11 236	3 251	1 874	-	-	5 125	4 066	3 816	-	-	7 882	
Panama	3	-	-	-	3	-	-	-	-	-	-	-	-	-	-	-	-	-	-	-	
Peru	4 103	-	-	(17)	4 086	2 980	433	-	-	3 413	4 744	11	-	-	4 755	3 546	0	-	-	3 546	
Venezuela	-	476	-	-	476	-	8	-	-	8	-	-	-	-	-	-	-	-	-	-	
Other Regional Expenditure	-	-	-	-	-	-	1 158	-	-	1 158	92	216	-	-	308	4	(3)	-	-	0	
<b>TOTAL REGION</b>	<b>29 583</b>	<b>12 302</b>	<b>-</b>	<b>145</b>	<b>42 031</b>	<b>38 565</b>	<b>18 591</b>	<b>-</b>	<b>-</b>	<b>57 157</b>	<b>26 408</b>	<b>13 845</b>	<b>-</b>	<b>-</b>	<b>40 253</b>	<b>34 122</b>	<b>17 597</b>	<b>-</b>	<b>-</b>	<b>51 719</b>	
<b>MIDDLE EAST AND NORTH AFRICA</b>																					
Algeria	-	3 162	-	38	3 201	-	6 706	-	-	6 706	-	7 499	-	-	7 499	-	11 619	-	-	11 619	
Egypt	8 594	-	-	(5)	8 589	1 514	-	-	-	1 514	4 218	-	-	-	4 218	4 351	-	-	-	4 351	
Iran	-	1 011	-	-	1 011	-	3 375	-	-	3 375	-	2 722	-	-	2 722	-	11 153	21	-	11 174	
Iraq <sup>*</sup>	-	1 934	11 509	4 849	18 292	-	2 056	-	25 761	27 817	-	2 826	-	28 928	31 754	-	1 015 478	13 410	63 067	1 091 955	
Jordan	1 198	2 513	-	-	3 711	1 040	540	-	-	1 579	1 748	554	-	-	2 302	1 383	14 433	143	-	15 959	
Morocco	2 245	-	-	2	2 247	2 045	-	-	-	2 045	1 338	-	-	-	1 338	391	-	-	-	391	
Palestinian Territory	15	1 062	-	(4)	1 074	1 163	4 270	-	-	5 433	678	12 731	461	-	13 870	142	27 752	1 870	-	29 764	
Syrian Arab Republic	4 473	1 408	-	-	5 881	2 407	14	-	-	2 421	1 075	993	-	-	2 068	1 047	7 086	218	-	8 352	
Yemen	4 058	564	-	39	4 661	4 013	587	-	-	4 600	3 599	763	-	1 644	6 006	8 897	677	-	11	9 584	
Other Regional Expenditure	-	-	-	-	-	-	-	-	-	-	40	-	-	-	40	66	24 711	24 948	0	49 725	

**Annex 3 (con.): OPERATIONAL EXPENDITURES<sup>1</sup> BY COUNTRY, REGION AND CATEGORY, 2000-2003 (thousand dollars)**

	2000			2001			2002			2003										
	Develop-ment	Relief Oper.	Special Oper. Trust Funds <sup>8</sup>	Develop-ment	Relief Oper.	Special Oper. Total	Develop-ment	Relief Oper.	Special Oper. Total	Develop-ment	Relief Oper.	Special Oper. Total								
<b>TOTAL REGION</b>	20 584	11 654	11 509	4 920	48 667	12 182	17 549	-	25 761	55 491	12 696	28 088	461	30 571	71 817	16 279	1 112 907	40 610	63 078	1 232 874
<b>OTHER<sup>8</sup></b>	-	-	-	-	7 446	-	246	(54)	-	46 264	142	-	54	-	39 613	(15 495)	(51 493)	300	3 197	8 468

1 Excludes programme support and administrative costs.

In 2000, expenditures reported under:

2 Rwanda also covers expenditures incurred under the Great Lakes Emergency Operation in Burundi, Congo, Congo D.R., Tanzania and Uganda.

3 Liberia also covers expenditures incurred under the Liberia Regional Refugee Operation in Côte d'Ivoire, Ghana, Guinea and Sierra Leone.

4 Nicaragua also covers expenditures incurred under the Regional Emergency Operation in El Salvador, Guatemala and Honduras.

5 Mali also covers expenditures incurred under the Regional Protracted Relief Operation in Burkina Faso, Mauritania and Niger

6 Senegal also covers expenditures incurred under the Sahel Drought Response in Chad, Gambia, Mauritania and Niger.

7 In 2000, Trust Funds Expenditures include Bilaterals, JPO and other funds in trust.

8 Operational Expenditures such as General Fund, Insurance and, from 2001, Trust Funds that cannot be apportioned by project/operation, which are included under the column total.

Note:

Negative figures, shown in parentheses, represent financial adjustments.

- = No expenditure

0 = Expenditure below US\$500

\* Including funds from the United Nations Security Council Resolution 986, Oil For Food Agreement.

**PROCUREMENT HIGHLIGHTS**

WFP bought 2.7 million tons of food at a cost of US\$634 million, more than double the amount purchased in 2002. Seventy percent of all food purchases were made in developing countries, or countries in transition.

Two operations dominated WFP's procurement activities: Iraq, for which the Programme bought 534,000 tons of food valued at US\$184 million; and southern Africa, where WFP purchased 447,000 tons worth US\$87 million.

A further US\$178 million was spent purchasing non-food items, an increase of almost 25 percent. Sixty percent of non-food items were purchased from developing countries, or countries in transition.



Annex 4: OPERATIONAL EXPENDITURES<sup>1</sup> BY COUNTRY SPECIAL STATUS CATEGORY AND REGION, 2000-2003 (thousand dollars)

	2000	2001	2002	2003
	Expenditures	Expenditures	Expenditures	Expenditures
	%	%	%	%
<b>DEVELOPMENT AND RELIEF:</b>	<b>1 105 276</b>	<b>1 652 409</b>	<b>1 477 483</b>	<b>3 040 119</b>
	100.0	100.0	100.0	100.0
<b>BY SPECIAL STATUS CATEGORY<sup>2</sup></b>				
Least developed countries	613 586	922 763	932 308	1 469 937
	55.5	55.8	63.1	48.4
Low-income, food-deficit countries	974 470	1 434 180	1 227 541	2 809 100
	88.2	86.8	83.1	92.4
<b>BY REGION/COUNTRY GROUP</b>				
Sub-Saharan Africa	613 362	861 234	883 332	1 484 384
	55.5	52.1	59.8	48.8
Asia	331 605	550 385	426 553	373 280
	30.0	33.3	28.9	12.3
Eastern Europe and CIS <sup>3</sup>	86 186	153 657	86 418	68 538
	7.8	9.3	5.8	2.3
Latin America and the Caribbean	41 885	57 157	40 253	51 719
	3.8	3.5	2.7	1.7
Middle East and North Africa	32 238	29 731	40 784	1 129 186
	2.9	1.8	2.8	37.1

Annex 4 (con.): OPERATIONAL EXPENDITURES<sup>1</sup> BY COUNTRY SPECIAL STATUS CATEGORY AND REGION, 2000-2003 (thousand dollars)

	2000	2001	2002	2003
	Expenditures	Expenditures	Expenditures	Expenditures
	%	%	%	%
<b>DEVELOPMENT:</b>	184 966	231 059	194 692	228 678
	100.0	100.0	100.0	100.0
<b>BY SPECIAL STATUS CATEGORY<sup>2</sup></b>				
Least developed countries	79 501	146 303	128 684	161 592
	43.0	63.3	66.1	70.7
Low-income, food-deficit countries	165 905	215 533	186 349	225 528
	89.7	93.3	95.7	98.6
<b>BY REGION/COUNTRY GROUP</b>				
Sub-Saharan Africa	55 286	99 279	89 076	125 391
	29.9	43.0	45.8	54.8
Asia	79 514	81 033	66 372	68 382
	43.0	35.1	34.1	29.9
Latin America and the Caribbean	29 583	38 565	26 408	34 122
	16.0	16.7	13.6	14.9
Middle East and North Africa	20 584	12 182	12 696	16 279
	11.1	5.3	6.5	7.1

<sup>1</sup> Exclusive of programme support and administrative costs.

<sup>2</sup> Actual classifications for each year.

<sup>3</sup> Relief only.

Annex 5 - Table 1: TOTAL CONFIRMED CONTRIBUTIONS IN 2003 (thousand dollars)

	Development	IEFR	IRA	PRRO	SO	Others <sup>1</sup>	Total
African Development Bank		4 000		500			4 500
Algeria		4 992		4 994			9 986
Andorra	18	35					52
Australia	910	15 290		20 144	2 975		39 318
Austria	45	766		1 389			2 199
Belgium	471	6 159		1 752			8 511
Benetton Group Spa				131		9 400	9 531
Boston Consulting Group						1 800	1 800
Cameroon		33					33
Canada	53 848	39 850	4 141	13 791		915	112 545
China	1 250						1 250
Cuba		470					470
Cyprus		95	5				99
Czech Republic		87		91			178
Denmark	23 228	6 214		7 702	825	1 367	39 335
Dominican Republic	0			47			47
Egypt	339	20					359
El Salvador						1	1
Eritrea		47					47
European Commission	1 714	128 784		73 653	4 361		208 512
Faroe Islands		36					36
Finland	8 438	5 013	9	3 756		577	17 793
France		6 664		7 620	114	541	14 939
Germany	22 949	14 486		6 889	521	1 613	46 458
Greece		200					200
Honduras	3 708						3 708
Hungary						65	65
Iceland		237	0				237
India		1 636		2 715			4 351
Indonesia		20					20
International Committee of the Red Cross				2 786			2 786
Ireland	997	6 054	1 682	2 945	137		11 815
Israel		6					6
Italy	11 518	20 136	588	4 056	1 076	2 972	40 347
Japan	8 503	29 200	1 857	87 634	855	1 888	129 938
Japan-NGO	85	43		47			175
Japan-Private	149	123		276	70		617
Jordan	42						42
Kenya	3 658						3 658
Korea, Rep. of	100	16 632		100		275	17 107
Kuwait		1 000					1 000
Luxembourg		1 590		1 380	742	200	3 913
Malawi	631	501					1 132
Malta						1	1
Marshall Islands			2				2
Monaco	20						20
Morocco		216		7			223
Nepal				101			101
Netherlands		21 250	3 549	25 236	750	109	50 895
New Zealand	71	1 397	86	86	766		2 406
Norway	26 192	9 550	2 142	8 177	3 601	1 112	50 774
Opec Fund		9 521		1 400			10 921
Poland	100	15		100			215
Portugal	220	110		118			447
Private donors <sup>2</sup>	521	397	0	979	82	7 538	9 517
Qatar		302					302
Russian Federation		10 000		1 000			11 000
Saudi Arabia	1 102			2 202			3 304
Slovakia	15	682					697
South Africa		19 253					19 253
Spain		1 152		1 102	1 615	680	4 549
Sri Lanka	106						106
Sweden		19 327	2 421	16 263	3 068	880	41 961
Switzerland	1 897	12 858	2 876	11 400	1 243	545	30 818
Thailand		373					373
TNT Post Group (TPG)	1 783					4 457	6 241
Uganda				536			536
United Kingdom	1 717	93 426		11 276	16 657	12 659	135 734
United Nations	43	60		925			1 029
United States	63 398	877 994		498 399	36 780	832	1 477 402
USA Friends of WFP	514	303		746	20		1 583
Viet Nam		500					500
<b>Total</b>	<b>240 302</b>	<b>1 389 106</b>	<b>19 357</b>	<b>824 449</b>	<b>76 259</b>	<b>50 556</b>	<b>2 600 028</b>

Bilateral contributions<sup>3</sup>

1 058 186

1 058 186

1 Others include JPOs, non-standard contributions and untied multilateral contributions.

2 Private donors' contributions include those from individuals, corporations and other entities that are not included in other Private entries.

3 Bilateral contributions include contributions to Iraq under United Nations Security Council Resolution 986 Oil For Food Agreement.

0 = Expenditure below US\$500



Annex 5 - Table 2: MAJOR DONORS' IN 2003 (thousands dollars)

Rank	Total		Development		IEFR		IRA		PRRO		SO	
	Donor	Value	Donor	Value	Donor	Value	Donor	Value	Donor	Value	Donor	Value
1	United States	1 477 402	United States	63 398	United States	877 994	Canada	4 141	United States	498 399	United States	36 780
2	European Commission	208 512	Canada	53 848	European Commission	128 784	Netherlands	3 549	Japan	87 634	United Kingdom	16 657
3	United Kingdom	135 734	Norway	26 192	United Kingdom	93 426	Switzerland	2 876	European Commission	73 653	European Commission	4 361
4	Japan	129 938	Denmark	23 228	Canada	39 850	Sweden	2 421	Netherlands	25 236	Norway	3 601
5	Canada	112 545	Germany	22 949	Japan	29 200	Norway	2 142	Australia	20 144	Sweden	3 068
6	Netherlands	50 895	Italy	11 518	Netherlands	21 250	Japan	1 857	Sweden	16 263	Australia	2 975
7	Norway	50 774	Japan	8 503	Italy	20 136	Ireland	1 682	Canada	13 791	Spain	1 615
8	Germany	46 458	Finland	3 708	Sweden	19 327			Switzerland	11 400	Switzerland	1 243
9	Sweden	41 961	Honduras	3 658	South Africa	19 253			United Kingdom	11 276	Italy	1 076
10	Italy	40 347	Kenya	1 897	Korea, Rep. of	16 632			Norway	8 177		
11	Denmark	39 335	Switzerland	1 783	Australia	15 290			Denmark	7 702		
12	Australia	39 318	TNT Post Group (TPG)	1 717	Germany	14 486			France	7 620		
13	Switzerland	30 818	United Kingdom	1 714	Switzerland	12 858			Germany	6 889		
14	South Africa	19 253	European Commission	1 714	Russian Federation	10 000			Algeria	4 994		
15	Finland	17 793	China	1 250	Norway	9 550			Italy	4 056		
16	Korea, Rep. of	17 107	Saudi Arabia	1 102	Opex Fund	9 521			Finland	3 756		
17	France	14 939			France	6 664			Ireland	2 945		
18	Ireland	11 815			Denmark	6 214			International Committee of the Red Cross	2 786		
19	Russian Federation	11 000			Belgium	6 159			India	2 715		
20	Opex Fund	10 921			Ireland	6 054			Saudi Arabia	2 202		
21	Algeria	9 986			Finland	5 013			Belgium	1 752		
22	Benetton Group Spa	9 531			Algeria	4 992			Opex Fund	1 400		
23	Private donors <sup>2</sup>	9 517			African Development Bank	4 000			Austria	1 389		
24	Belgium	8 511			India	1 636			Luxembourg	1 380		
25	TNT Post Group (TPG)	6 241			Luxembourg	1 590			Luxembourg	1 102		
26	Spain	4 549			New Zealand	1 397			Spain	1 000		
27	African Development Bank	4 500			Spain	1 152			Russian Federation			
28	India	4 351			Kuwait	1 000						
29	Luxembourg	3 913										
30	Honduras	3 708										
31	Kenya	3 658										
32	Saudi Arabia	3 304										
33	International Committee of the Red Cross	2 786										
34	New Zealand	2 406										
35	Austria	2 199										
36	Boston Consulting Group	1 800										
37	USA Friends of WFP	1 583										
38	China	1 250										
39	Malawi	1 132										
40	United Nations	1 029										
41	Kuwait	1 000										

1. Donors who contributed US\$1 million or more.

2. Private donors' contributions include those from individuals, corporations and other entities that are not included in other Private entries.

# WFP Executive Board 2003

## Member States

Algeria	Italy
Australia	Japan
Bangladesh	Libyan Arab Jamahiriya
Belgium	Malawi
Cameroon	Mali
Canada	Mauritania
China	Mexico
Cuba	Netherlands
Denmark	Pakistan
El Salvador	Peru
Eritrea	Poland
Germany	Russian Federation
Haiti	Sierra Leone
India	Slovakia
Indonesia	Sweden
Iran, Islamic Republic of	Syrian Arab Republic
Iraq	United Kingdom
Ireland	United States of America

## Executive Board Bureau Members

H.E. Anthony Beattie, United Kingdom  
President

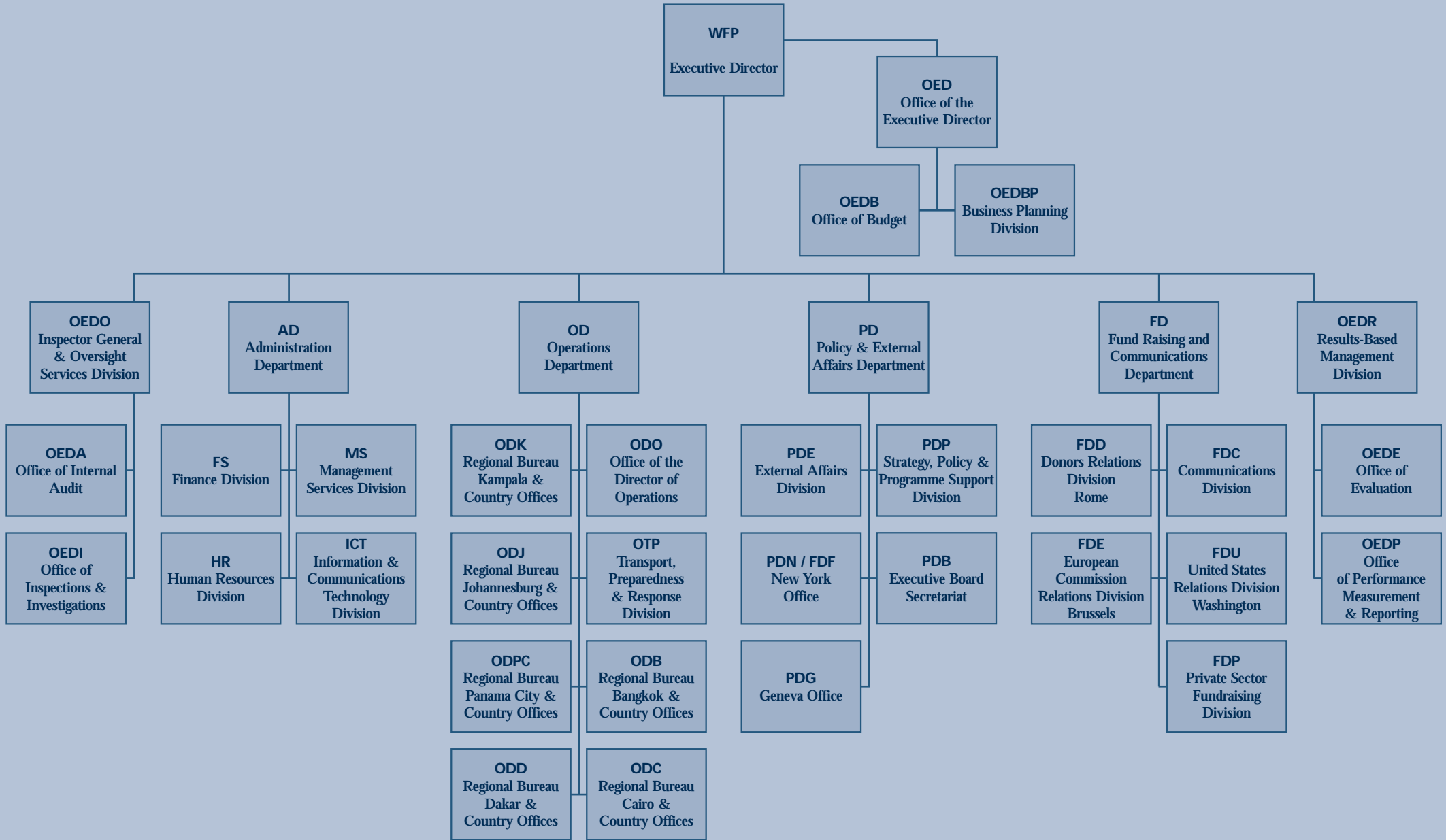
Mr. Miguel Barreto, Peru  
Vice-President

H.E. Hamoud Ould Ely, Mauritania  
Member

Mr. Adnan Bashir Khan, Pakistan  
Member

H.E. Romuald Szuniewicz, Poland  
Member

# WFP ORGANIGRAM





#### Acronyms used:

<b>CIS</b>	Commonwealth of Independent States	<b>NGO</b>	non-governmental organization
<b>DFID</b>	Department for International Development (United Kingdom)	<b>PRO</b>	protracted refugee and displaced persons operation
<b>DPRK</b>	Democratic People's Republic of Korea	<b>PRRO</b>	protracted relief and recovery operation
<b>EMOP</b>	emergency operation	<b>SO</b>	special operation
<b>FAO</b>	Food and Agriculture Organization of the United Nations	<b>UNAIDS</b>	Joint United Nations Programme on HIV/AIDS
<b>FSD</b>	Fondation Suisse de Déminage	<b>UNDAF</b>	United Nations Development Assistance Framework
<b>IDP</b>	internally displaced person	<b>UNESCO</b>	United Nations Educational, Scientific and Cultural Organization
<b>IEFR</b>	International Emergency Food Reserve	<b>UNHAS</b>	United Nations Humanitarian Air Services
<b>IFAD</b>	International Fund for Agricultural Development	<b>UNHCR</b>	Office of the United Nations High Commissioner for Refugees
<b>IRA</b>	Immediate Response Account	<b>UNICEF</b>	United Nations Children's Fund
<b>LDC</b>	least-developed country	<b>UNJLC</b>	United Nations Joint Logistics Centre
<b>LIFDC</b>	low-income, food-deficit country	<b>UNV</b>	United Nations Volunteers
<b>MOU</b>	memorandum of understanding	<b>WHO</b>	World Health Organization
<b>NEPAD</b>	New Economic Partnership for Africa's Development	<b>WINGS</b>	WFP information network and global system

#### General notes:

All monetary values are in United States dollars (US\$), unless otherwise stated.

One billion equals 1,000 million.

All quantities of food commodities are in metric tons (mt), unless otherwise specified.

The financial and tonnage data in this document are provisional. They represent WFP's best estimate based on information currently available.

LIFDCs include all food-deficit, i.e. net cereal-importing, countries with a per capita gross national income not exceeding the level used by the World Bank to determine eligibility for International Development Association assistance. The figure for 2001 was US\$1,435. In 2003, 83 countries were classified by FAO as LIFDCs.

The United Nations category of LDCs includes "those low-income countries that are suffering from long-term handicaps to growth, in particular low levels of human resource development and/or severe structural weaknesses". In 2003, 49 countries were classified by the United Nations General Assembly as LDCs.

**The designations employed and the presentation of material in this publication do not imply the expression of any opinion whatsoever on the part of WFP concerning the legal status of any country, territory, city or area or of its authorities, or concerning the delimitation of its frontiers.**

#### Photo Credits:

Cover photo: WFP/D. Pepper/Iraq;  
inside cover: WFP/C. Farnsworth/Liberia;  
table of contents: WFP/D. Morello/Sudan;  
page 5: WFP/B. Barton/Zambia;  
page 6: WFP/D. Pepper/Iraq;  
page 7: WFP/K. Hodgson/DR Congo;  
page 9: WFP/C. Farnsworth/Liberia;  
page 10: AP/Murad Sezer/Iraq;  
page 11: WFP/D. Pepper/Iraq;  
page 12: WFP/A. Paradela/Iraq;

page 13: WFP/D. Gross/Iraq;  
page 14: WFP/D. Pepper/Iraq;  
page 15: WFP/K. Mansour/Iraq;  
page 18: WFP/A. Chicheri/Afghanistan;  
page 19: WFP/A. Chicheri/Afghanistan;  
page 20: WFP/M. Spina/Angola;  
page 21: WFP/R. Lee/Lesotho;  
page 22: WFP/D. Barbandi/Iran;  
page 23: WFP/A. Paradela/Ethiopia;  
page 24: WFP/A. Chicheri/El Salvador;

page 26: WFP/G. Bourke/DPRK;  
page 27: WFP/V. Vick/Kenya;  
page 28: WFP/J. Holmes/Cambodia;  
page 29: WFP/V. Vick/Uganda;  
page 30: WFP/G. Gentile/Guinea Bissau;  
page 31: WFP/K. Schiffer/Laos;  
page 33: WFP/R. Skullerud/Italy;  
page 34: WFP/J. Stewart/Swaziland;  
page 37: Benetton/J. Mollison/Cambodia.

Communications Division  
World Food Programme  
Via Cesare Giulio Viola, 68/70 - 00148 Rome, Italy  
Tel.: +39-066513-2628 • Fax: +39-066513-2840  
E-mail: [wfpinfo@wfp.org](mailto:wfpinfo@wfp.org)

[www.wfp.org](http://www.wfp.org)

