

The World Food Programme's Achievements in 2013



WFP'S KEY ACHIEVEMENTS IN 2013

80.9 million people reached with food assistance in **75** countries

Undernutrition was reduced or stabilized for **7.2** million children under the age of 5

Levels of acute malnutrition stabilized or fell in **90** percent of projects

Household or community resilience was increased due to restoration or building of assets in **24** countries

National capacity food security, disaster preparedness, school feeding and nutrition was increased in **15** countries

The average lead time of **106** days to procure and move food to recipient countries was reduced by **71** percent

BENEFICIARIES



women
and children



refugees



internally
displaced people



returnees

LEVEL 3 EMERGENCIES

Syria:

In its largest and most complex emergency operation, WFP provided food for as many as 4 million people a month inside Syria and assisted more than a million refugees in neighbouring countries.

Philippines:

Super-Typhoon Haiyan smashed into the Philippines archipelago, posing a logistics challenge requiring massive mobilisation of resources. In the weeks that followed, WFP provided a million people with food and cash.


Central African Republic:

A breakdown in law and order tested WFP's humanitarian response to the limit as communities were split apart by violence. More than a million people were forced to flee their homes, some of them across borders.

South Sudan:

The world's newest country was engulfed by conflict, pushing millions into food insecurity. Even before the conflict, WFP was assisting more than 2 million people.


Level 3 is the highest category for a WFP emergency, requiring the mobilisation of a global, corporate response to support the Country Office and/or Regional Bureau.



NUTRITION



Pregnant women and nursing mothers receiving additional nutrition support



People affected by HIV/AIDS receiving WFP assistance



Countries receiving assistance for tuberculosis and HIV/AIDS prevention activities



Health centres and clinics receiving WFP assistance

FOOD AID QUANTITIES



3.1 million

metric tons of food distributed

FOOD AID QUANTITIES

2.1
million
metric tons



The amount of food
procured in **91**
countries

86%



The percentage of food
procured in developing
countries

FUNDING

US\$4.38 billion

The value of contributions reached is
the highest level since 2008 and 12 percent
more than in 2012

FUNDING

African Development Bank 1 000	Estonia 243	Latvia 27	Saudi Arabia 20 768
Andorra 34	European Commission 336 569	Liberia 160	Sierra Leone 4 547
Australia 95 118	Faroe Islands 55	Liechtenstein 434	Slovakia 15
Austria 1 264	Finland 30 868	Lithuania 48	Slovenia 39
Belgium 37 006	France 24 159	Luxembourg 12 448	South Africa 20 150
Bolivia 322	Germany 229 921	Madagascar 825	South Sudan 3 728
Brazil 7 073	Greece 41	Malawi 4 010	Spain 3 914
Bulgaria 208	Guatemala 2 478	Malaysia 1 000	Sri Lanka 9
Burundi 2 501	Guinea Bissau 484	Monaco 183	Swaziland 195
Cambodia 1 227	Honduras 24 996	Mozambique 2	Sweden 102 592
Canada 366 661	Hungary 37	Nepal 64	Switzerland 79 474
Chad 411	Iceland 611	Netherlands 66 634	Syria 40
Chile 20	Intl Conference on the Great Lakes RGN 60	New Zealand 7 838	Tanzania 105
China 6 565	India 1 896	Nicaragua 3 015	Thailand 111
Colombia 13 562	Indonesia 2 820	Norway 69 421	Timor Leste 600
Congo, Rep. of 2 790	Intl Committee of the Red Cross 220	OPEC Fund for Intl Development 800	Turkey 1 000
Côte d'Ivoire 231	Iraq 34 000	Pakistan 40 051	UN CERF 143 323
Cuba 210	Ireland 23 136	Panama 22	UN Common Funds and Agencies (excl CERF) 77 594
Cyprus 3	Israel 20	Peru 271	Union of South American Nations 1 250
Czech Republic 200	Italy 22 765	Philippines 1 180	United Arab Emirates 50
Denmark 60 258	Japan 238 433	Poland 232	United Kingdom 455 369
Dominican Republic 1 576	Jordan 47	Portugal 10	United States of America 1 482 406
DR Congo 881	Kazakhstan 20	Private Donors* 88 360	World Bank 250
ECOWAS 500	Kenya 580	Qatar 435	Zambia 4 141
Ecuador 248	Korea, Rep. of 15 352	Russian Federation 50 000	
Egypt 773	Kuwait 42 000	Sao Tome and Principe 150	

Contributions in US\$ thousands

*Private contributions do not include extraordinary gifts-in-kind such as advertising.

PROJECTS



emergency operations
(EMOPs)



protracted relief
and recovery
operations (PRROs)



country programmes
(CPs)



development projects
(DEVs)



special operations
(SOs)



preparedness activities

Total: 196 Projects

PROJECTS



protracted relief and recovery operation (PRRO)

special operation (SO)

development project (DEV)

emergency operation (EMOP)

preparedness activities (IR-P)

SCHOOL FEEDING



18.6 million

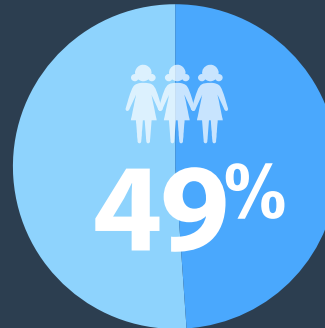
Schoolchildren receiving meals in school or take-home rations

(This figure does not include 1.2 million schoolchildren reached through Trust Funds)

SCHOOL FEEDING



Schools receiving WFP assistance



The percentage of all schoolchildren receiving WFP assistance who were girls

RESILIENCE BUILDING
ACTIVITIES



15.1 million



People receiving WFP food as an
incentive to build assets

RESILIENCE BUILDING
ACTIVITIES



hectares of land
protected or
improved



kilometres of roads,
157 bridges and **197**
wells constructed or
repaired



government
staff trained

Estimates of indirect beneficiaries of asset creation up to **40** percent higher than the direct food beneficiaries from such activities

CASH AND VOUCHERS



7.9 million

People receiving assistance in the form of cash and/or vouchers
in 88 programmes and 52 countries making up 14 percent of
WFP's work

CASH AND VOUCHERS



US\$506
million

Value of cash and
voucher transfers,
compared to
US\$359 million in
2012



64%

The annual growth
rate in cash and
voucher activities
over the past five
years

PURCHASE FOR PROGRESS

The background features two stylized silhouettes of people. On the left, a man holds a scythe and two dollar signs. On the right, a woman holds a basket and two dollar signs. The text 'US\$150 million' is overlaid in large white font.

US\$150 million

Income generated for farmers as a result of the project

PURCHASE FOR PROGRESS



400,000
metric tons

The amount of food contracted
under the P4P project

UNITED NATIONS AND INTERNATIONAL ORGANIZATION PARTNERS

FAO

IFAD

ILO

International Red Cross and Red Crescent Movement (ICRC, IFRC, National Red Cross and Red Crescent Societies)

IOM

UNAIDS

UNDP

UNEP

UNESCO

UNFPA

UN-HABITAT

UNHCR

UNICEF

UN-Women

WHO

World Bank

WFP's partnerships seek to:

alleviate hunger through food assistance, nutrition support and social safety nets; eliminate the root causes of hunger and poverty through long-term support to sustainable agricultural development, and rural transformation for the most vulnerable people.

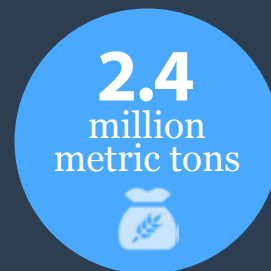
OTHER PARTNERS




NGO partners



The amount of cash and in-kind donations from private sector corporate and individual partners



The amount of food WFP's partners distributed on behalf of the organization, accounting for **77** percent of total WFP deliveries



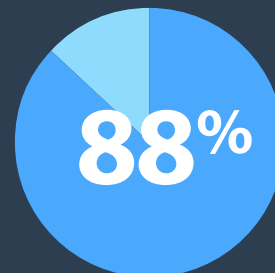
STAFF



with contracts
of one year or
longer



among
international
recruits and
professional
officers



locally recruited

BENEFICIARIES BY COUNTRY

- 1. Cuba 194,254
- 2. Haiti 1,067,003
- 3. Guatemala 472,486
- 4. Honduras 324,264
- 5. El Salvador 90,579
- 6. Nicaragua 278,108
- 7. Colombia 503,273
- 8. Ecuador 63,447
- 9. Bolivia 185,018
- 10. Paraguay 13,912

Panama City,
Regional Bureau & UNHRD

Number indicated for each country is the number of people assisted by WFP.

The designations employed and the presentation of material in this map do not imply the expression of any opinion whatsoever of WFP concerning the legal or constitutional status of any country, territory or sea area, or concerning the delimitation of frontiers.

Brasilia,
Centre of
Excellence

UNHRD = United Nations Humanitarian Response Depot

- Brussels Office
- London Office
- Paris Office
- Geneva Office
- Rome, Headquarters
- Madrid Office
- Las Palmas, UNHRD
- Dakar, Regional Bureau
- Accra, UNHRD
- Copenhagen Office
- Berlin Office
- Brindisi, UNHRD
- Cairo, Regional Bureau
- Dubai, UNHRD
- Bangkok, Regional Bureau
- Nairobi, Regional Bureau
- Johannesburg, Regional Bureau

- 11. Algeria 124,960
- 12. Mauritania 541,396
- 13. Senegal 1,041,922
- 14. Gambia 168,445
- 15. Guinea Bissau 215,058
- 16. Guinea 175,320
- 17. Sierra Leone 352,324
- 18. Liberia 283,375
- 19. Côte d'Ivoire 926,560
- 20. Mali 1,783,959
- 21. Burkina Faso 1,045,019
- 22. Ghana 350,903
- 23. Togo 4,972

- 51. Madagascar 803,349
- 52. Yemen 4,957,501
- 53. Jordan 545,666
- 54. State of Palestine 627,097
- 55. Lebanon 636,615
- 56. Syria 4,527,230
- 57. Turkey 119,612
- 58. Armenia 80,525
- 59. Iraq 817,284
- 60. Iran 29,451
- 61. Afghanistan 3,473,139
- 62. Pakistan 3,917,506

- 24. Benin 145,641
- 25. Sao Tome & Principe 41,066
- 26. Niger 2,850,436
- 27. Chad 1,489,189
- 28. Tunisia 4,998
- 29. Egypt 698,392
- 30. Central African Rep 668,157
- 31. Cameroon 374,848
- 32. Rep of the Congo 175,379
- 33. DR Congo 3,944,030
- 34. Sudan 3,693,577
- 35. South Sudan 2,411,539
- 36. Uganda 938,664
- 37. Rwanda 178,061

- 63. Tajikistan 491,275
- 64. Kyrgyzstan 238,870
- 65. Nepal 577,448
- 66. Bhutan 36,492
- 67. Bangladesh 1,826,858
- 68. Sri Lanka 314,933
- 69. Myanmar 1,111,223
- 70. Laos 229,212
- 71. Cambodia 1,010,847
- 72. Indonesia 57,294
- 73. Philippines 4,789,046
- 74. DPR Korea 2,038,223
- 75. Timor Leste 50,100

- 38. Burundi 703,531
- 39. Djibouti 166,041
- 40. Ethiopia 5,004,038
- 41. Somalia 1,769,045
- 42. Kenya 3,175,796
- 43. Tanzania 800,986
- 44. Zambia 872,656
- 45. Namibia 1,942
- 46. Zimbabwe 2,162,056
- 47. Malawi 3,959,176
- 48. Mozambique 562,274
- 49. Swaziland 194,426
- 50. Lesotho 431,157

- Beijing Office
- Tokyo Office
- Seoul Office
- Subang, UNHRD

**WFP is the world's largest humanitarian agency
fighting hunger worldwide.**

**In 2013, WFP reached 80.9 million people with
food assistance in 75 countries.**

**For more information about our work, please visit
www.wfp.org**

To download the full 2013 Annual Performance Report please click [here](#)



World Food Programme