



World Food
Programme

THE WORLD FOOD PROGRAMME

Year in Review 2015





WFP'S KEY ACHIEVEMENTS TOWARDS ZERO HUNGER

WFP'S KEY ACHIEVEMENTS TOWARDS ZERO HUNGER




WFP's impact on the 795 MILLION* undernourished people in the world

The most vulnerable
were assisted **directly** by WFP...

76.7 MILLION PEOPLE
in **81 countries**

+ 1.6 MILLION through
Trust-fund projects



...and more people **benefitted**
from this **assistance**...

For example, we can estimate that
1.8 MILLION PEOPLE
were trained in areas of nutrition and
food security or were connected to
local markets



..while our work to **help national**
governments will impact many more..

in countries such as India and Peru for
example, WFP participated in the design
of programmes expected to benefit
more than
30 MILLION PEOPLE



*Source: FAO, IFAD and WFP. 2015. The State of Food Insecurity in the World 2015

Focus on women and children

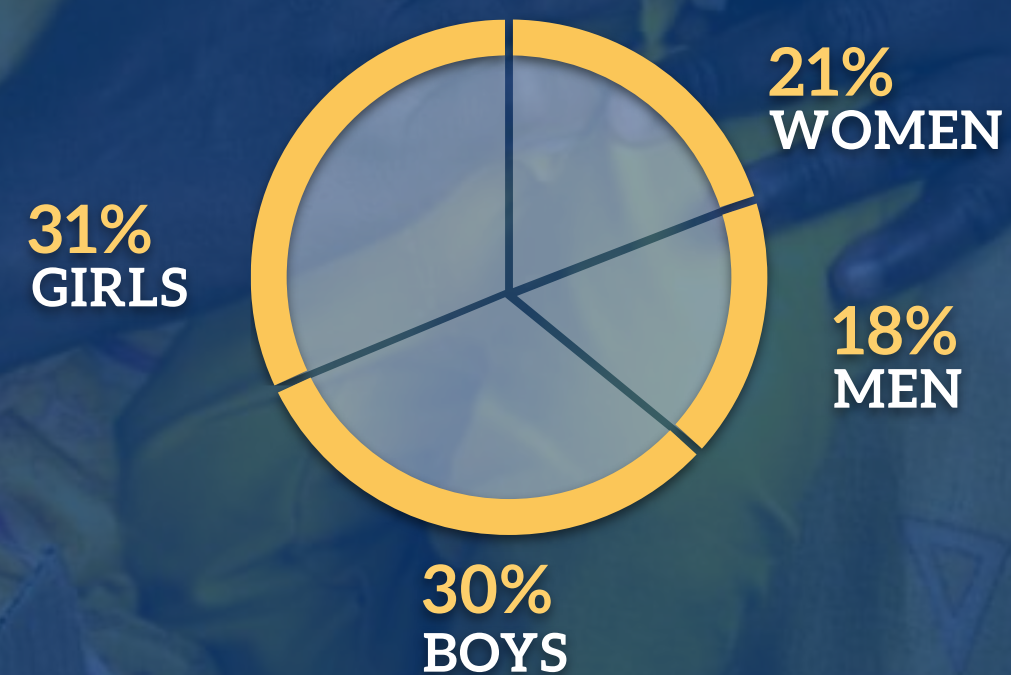
Children remained the primary focus of WFP's support, accounting for

61%

of total recipients of food assistance.

Women and children together accounted for

82%



Key outcomes



In emergencies, more than **50 million people** were reached in order to improve their **nutrition and food security**.



School meals were provided to **17.4 million children** helping retain children in schools, supporting uninterrupted **access to education**.



WFP contributed to increasing **women's decision-making** over the use of **food and cash** in their homes in **55 countries**

Partnerships



93%

of all WFP project activities
were implemented with partners


FAO, UNHCR and UNICEF
were the three most frequent UN partners

WFP worked with more
than **1,000 national and international**
non-governmental organizations

Efficiency of the supply chain

The average lead time of **120 days** to procure and move food to recipient countries was reduced to

56 days





EMERGENCIES

EBOLA
RESPONSE

EMERGENCIES

In 2015, WFP worked on **six Level 3 emergencies**

Level 3, the Inter-Agency Standing Committee's highest category of emergency, requires mobilisation of a WFP global, corporate response. Level 2 emergency response operations require regional augmentation of country level response capabilities.

The graph highlights the increasing length of major emergencies active during 2015.



EMERGENCIES



CENTRAL AFRICAN REPUBLIC

By December 2015, WFP was providing food assistance in the **Central African Republic** for a million people, helping them to recover and rebuild through general food distributions, cash-based transfers, nutrition support, food-assistance-for-assets activities, and a scaled-up school meals programme, when classes restarted in September 2015.

EBOLA

Continuing its support in response to the Ebola virus outbreak in **Guinea, Liberia and Sierra Leone**, WFP assisted 3.7 million people through food, cash and nutrition support. It also provided logistical support to the wider humanitarian community.

By December, the virus was considered contained and manageable by host governments and humanitarian country teams.



EMERGENCIES

IRAQ

In **Iraq**, the number of people requiring humanitarian assistance grew to 8.2 million during 2015 and IDPs increased by 50%.

With restricted access to conflict-affected governorates, WFP worked with local partners to reach isolated communities.

WFP assisted almost 2 million people across all 18 governorates.

SOUTH SUDAN

South Sudan faced persistent conflict and economic crisis. Food and fuel prices rose sharply in the second half of 2015, limiting food availability in a country highly dependent on importing basic goods.

Amid serious access challenges, WFP and its partners created and deployed Rapid Response Teams when security conditions allowed.

WFP assisted 2.9 million vulnerable people over the year.

SYRIA

The continuing **Syria** crisis has caused the largest displacement in the world. Millions have been forced to leave their homes; there are 6.5 million IDPs and 4.3 million refugees in neighbouring countries.

WFP provided food assistance to 4.9 million people and supported almost 2 million refugees in neighbouring countries in 2015. Food assistance for more than half a million people was delivered through cross-border convoys from Turkey and Jordan, delivering family food rations to opposition-held, hard-to-reach areas.



EMERGENCIES

YEMEN

The conflict in **Yemen** escalated, leading to a sharp decline in food security country-wide.

By the year end, four out of five people required some form of humanitarian assistance.

WFP managed operations remotely for four months, after a temporary evacuation of all international staff in March. WFP reached 8.9 million people in 2015.

PEOPLE WHO RECEIVED WFP FOOD ASSISTANCE

WFP assisted

76.7 MILLION PEOPLE

in 2015



PEOPLE WHO RECEIVED WFP FOOD ASSISTANCE

WFP assisted
76.7 MILLION PEOPLE
in 2015

6.1 MILLION
Refugees



62.6 MILLION
Women and children
of which

16.1 MILLION WOMEN

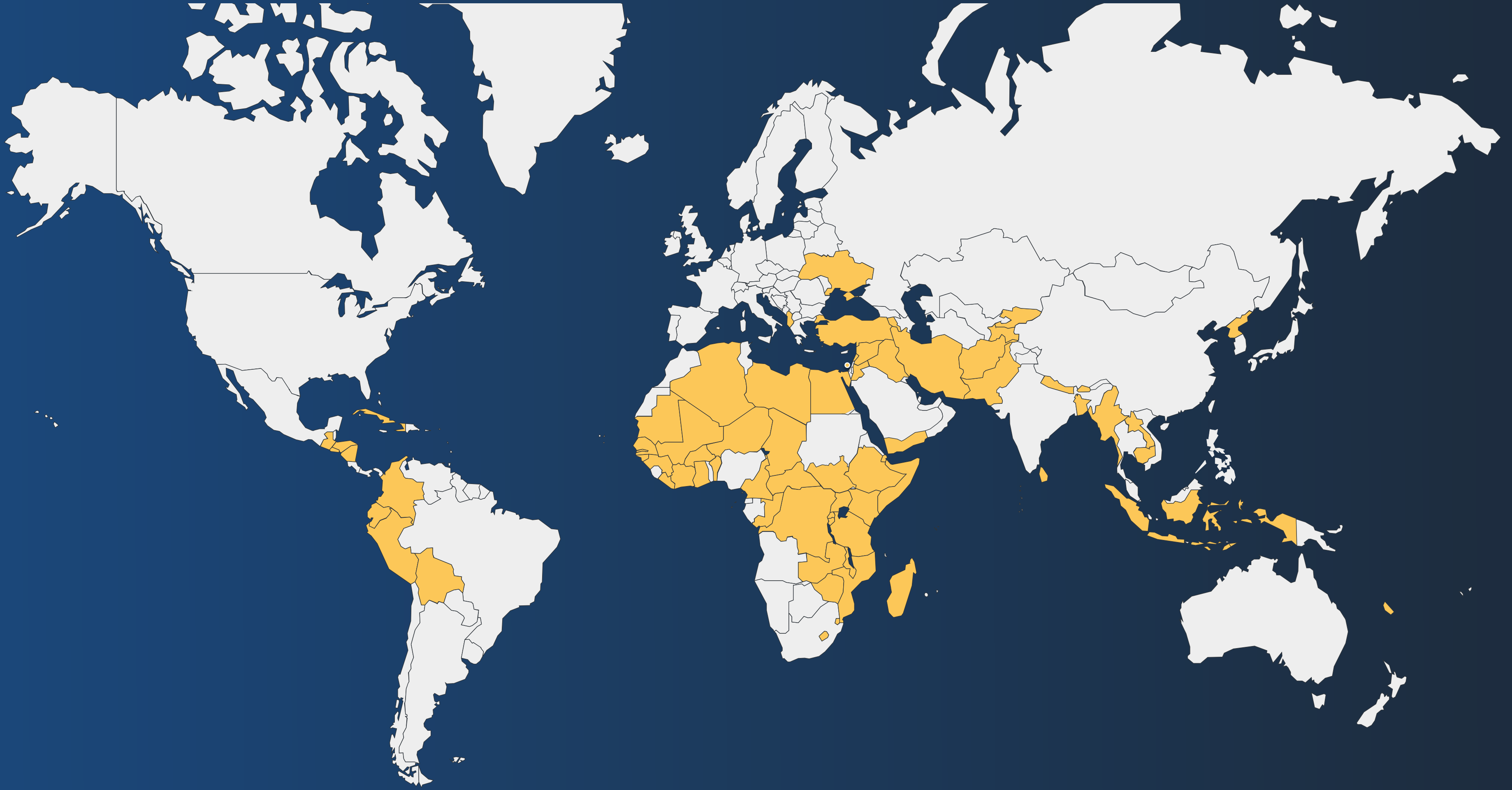
46.4 MILLION CHILDREN
of which girls: 23.3 million
of which boys: 23.1 million

1.3 MILLION
Returnees



16.4 MILLION
Internally displaced
people

PEOPLE WHO RECEIVED WFP FOOD ASSISTANCE



PEOPLE WHO RECEIVED WFP FOOD ASSISTANCE

3,650,084	Afghanistan	260,416	Ghana	1,912,018	Niger
8,997	Albania	225,300	Greece	3,642,570	Pakistan
124,960	Algeria	741,234	Guatemala	589,635	Palestine, State of
68,544	Armenia	1,678,114	Guinea	344,273	Philippines
647,340	Bangladesh	183,363	Guinea-Bissau	185,001	Rwanda
107,411	Benin	768,694	Haiti	12,480	S. Tome & Principe
24,437	Bhutan	370,827	Honduras	663,636	Senegal
83,336	Bolivia	54,152	Indonesia	1,714,377	Sierra Leone
467,949	Burkina Faso	29,002	Iran	1,794,985	Somalia
790,944	Burundi	1,963,097	Iraq	2,908,637	South Sudan
466,100	Cambodia	983,326	Jordan	450,365	Sri Lanka
563,659	Cameroon	2,585,679	Kenya	3,308,909	Sudan
923,032	Central African Republic	178,594	Kyrgyzstan	102,598	Swaziland
1,240,311	Chad	232,359	Laos	4,950,933	Syria
203,034	Colombia	925,294	Lebanon	436,748	Tajikistan
1,372,067	Congo, Democratic Republic of	303,292	Lesotho	670,198	Tanzania, United Republic of
135,761	Congo, Republic of	565,415	Liberia	4,138	Timor-Leste
555,439	Côte d'Ivoire	73,222	Libya	237,199	Turkey
110,068	Cuba	601,811	Madagascar	879,203	Uganda
106,881	Djibouti	2,567,100	Malawi	341,109	Ukraine
1,084,770	DPR Korea	1,112,599	Mali	108,526	Vanuatu
63,824	Ecuador	425,738	Mauritania	8,866,057	Yemen
1,142,864	Egypt	414,048	Mozambique	852,581	Zambia
29,045	El Salvador	1,154,966	Myanmar	376,053	Zimbabwe
6,196,996	Ethiopia	2,486,444	Nepal		
143,610	Gambia	172,014	Nicaragua		

A woman wearing a vibrant blue and red patterned sari is seated and feeding a baby. The baby is lying in a traditional woven hammock, wearing a pink cloth. The woman is holding a white bowl and a spoon, carefully feeding the baby. The background shows a rustic setting with a wooden lattice structure.

NUTRITION

7.6 MILLION

**malnourished children
received specialized
nutritional support**

NUTRITION

3.5 MILLION

Pregnant women and nursing mothers received additional nutrition support



0.6 MILLION

People affected by HIV/AIDS received WFP assistance



26

Countries received assistance for tuberculosis and HIV/AIDS prevention activities



29,629

Health centres and clinics received WFP assistance

FOOD ASSISTANCE QUANTITIES

3.2 MILLION

metric tons of food
distributed

FOOD ASSISTANCE QUANTITIES



73%

The percentage of food procured
in developing countries



**2.2 MILLION
METRIC TONS**

The amount of food
procured in **97 countries**





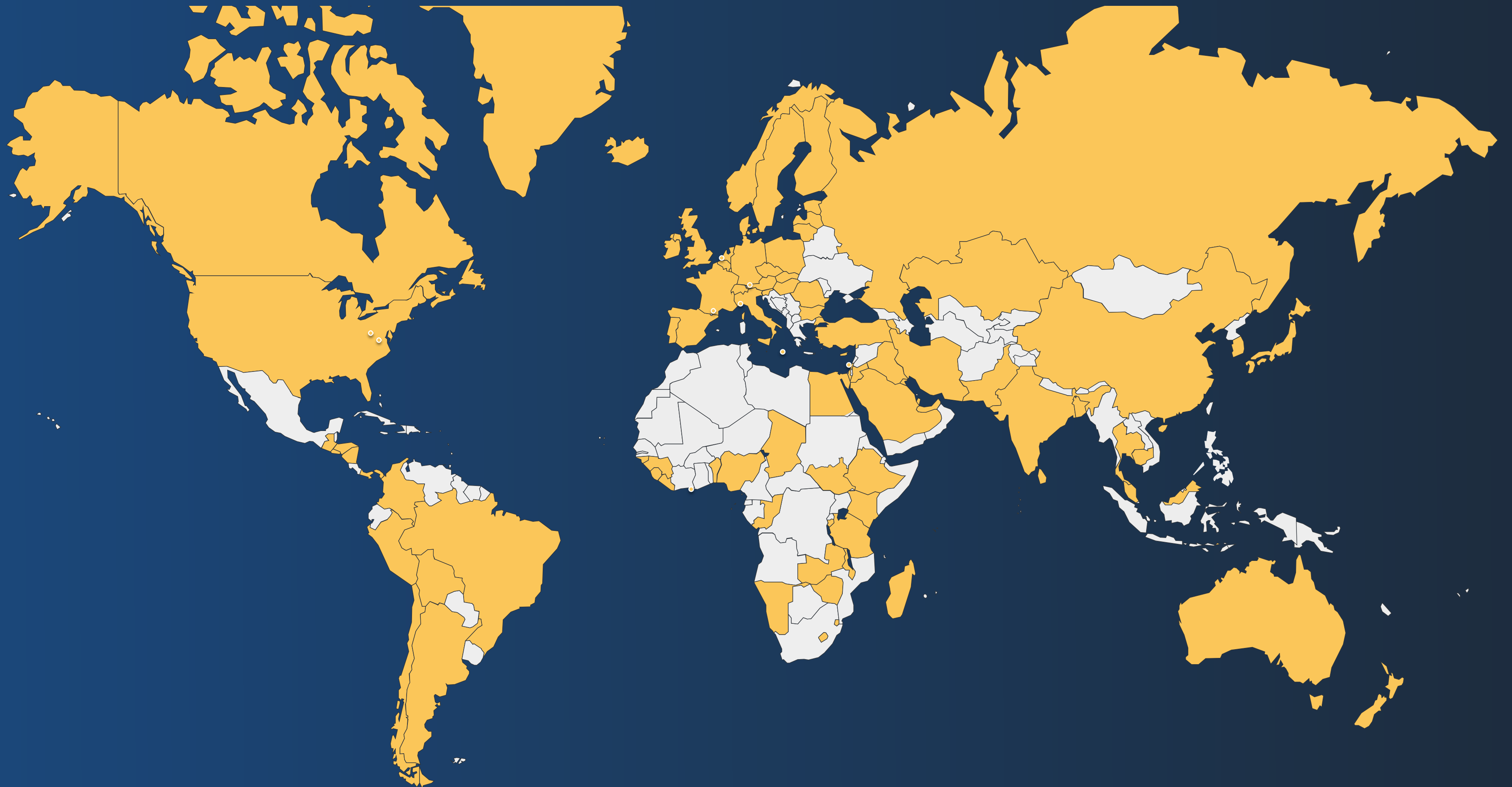
FUNDING

US\$4.8 BILLION
RECEIVED IN VOLUNTARY CONTRIBUTIONS

the second highest amount in WFP's history,
representing one third of aid given in
response to humanitarian appeals in 2015

FUNDING

Funding sources and total confirmed contributions in 2015 (US\$ thousand)



FUNDING

2,000	African Development Bank	446	Guinea-Bissau	11	Organization for security & cooperation in Europe
48	Andorra	24,170	Honduras	80,627	Pakistan
55	Argentina	339	Hungary	376	Panama
101	Armenia	975	Iceland	288	Peru
72,482	Australia	1,361	India	991	Poland
6,075	Austria	3,959	Iran	148	Portugal
4,128	Bangladesh	593	Iraq	98,438	Private Donors
17,034	Belgium	29,631	Ireland	1,255	Qatar
323	Bolivia (Plurinational state of)	20	Israel	110	Romania
6,093	Brazil	26,232	Italy	48,723	Russian Federation
113	Bulgaria	196,773	Japan	151,556	Saudi Arabia
3,866	Burundi	47	Jordan	6,000	Sierra Leone
1,227	Cambodia	30	Kazakhstan	329	Slovakia
912	Cameroon	613	Kenya	65	Slovenia
261,646	Canada	37,315	Republic of Korea	4,110	South Sudan
7,221	Chad	45,000	Kuwait	7,621	Spain
316	Chile	56	Latvia	18	Sri Lanka
10,466	China	3,665	Lesotho	2,096	Swaziland
2,446	Colombia	2,430	Liberia	91,182	Sweden
2,880	Republic of Congo	401	Liechtenstein	83,216	Switzerland
26	Cyprus	79	Lithuania	337	Tanzania
1,128	Czech Republic	11,409	Luxembourg	136	Thailand
57,045	Denmark	781	Madagascar	17	Togo
385	Egypt	17,772	Malawi	1,000	Turkey
200	El Salvador	1,000	Malaysia	159,929	UN CERF
265	Estonia	79	Malta	2,163	United Arab Emirates
34,626	Ethiopia	206	Monaco	456,823	United Kingdom
250,347	European Commission	1,258	Namibia	76,969	UN Other Funds and Agencies (excluding CERF)
34,451	Finland	101,464	Netherlands	2,015,509	United States of America
40,799	France	4,823	New Zealand	1,507	Zambia
329,192	Germany	20	Nicaragua	1,246	Zimbabwe
5,215	Guatemala	92,546	Norway		
3,713	Guinea				

PROJECTS

PROJECTS

in support and in partnership
with governments

PROJECTS



32

emergency operations (EMOPs)

23
development projects (DEVs)




60

protracted relief and recovery operations (PRROs)

201

44
special operations (SOs)




35

country programmes (CPs)

7
preparedness activities



PROJECTS


 protracted relief and recovery operations (PRROs)

























































 special operations (SOs)

 emergency operations (EMOPs)

 development projects (DEVs)

 preparedness activities

 country programme

Afghanistan	 	Cen African Rep	  	Ghana	  
Albania		Chad	   	Greece	
Algeria		Colombia		Guatemala	 
Armenia		Congo	  	Guinea	   
Bangkok RB	 	Côte d'Ivoire	 	Guinea-Bissau	 
Bangladesh	  	Cuba		Haiti	  
Benin	 	Dakar RB	 	Honduras	 
Bhutan		Dem Rep. Congo	   	Indonesia	
Bolivia	 	Djibouti	  	Iran	
Burkina Faso	  	DPR Korea		Iraq	  
Burundi	   	Ecuador		Jordan	  
Cairo RB		Egypt	 	Kenya	 
Cambodia		El Salvador		Kyrgyzstan	
Cameroon	   	Ethiopia	  		
Cape Verde		Gambia	 		

PROJECTS

- protracted relief and recovery operations (PRROs)
- special operations (SOs)
- emergency operations (EMOPs)
- development projects (DEVs)
- preparedness activities
- country programme

Laos		Nigeria		Tajikistan	
Lebanon		Pakistan		Tanzania	
Lesotho		State of Palestine		Timor-Leste	
Liberia		Panama RB		Togo	
Libya		Philippines		Tunisia	
Madagascar		Rwanda		Turkey	
Malawi		S. Tome & Principe		Uganda	
Mali		Senegal		Ukraine	
Mauritania		Sierra Leone		Vanuatu	
Morocco		Somalia		WFP /HQ-Rome	
Mozambique		South Sudan		Yemen	
Myanmar		Sri Lanka		Zambia	
Nepal		Sudan		Zimbabwe	
Nicaragua		Swaziland			
Niger		Syria			



SCHOOL MEALS

17.4 MILLION

schoolchildren received meals
in school or take-home rations

of which
1.3 MILLION CHILDREN
received school meals through
Trust Fund programmes in the Latin
America and Caribbean region

SCHOOL MEALS



62,668
Schools received
WFP assistance



50%
of all schoolchildren who received
WFP assistance were **girls**



TRUST FUNDS

Naciones Unidas
Programa
Mundial
de Alimentos

La agencia de las Naciones Unidas
que lucha contra el hambre en el mundo

In total

1.6 MILLION

people were reached through
Trust Fund projects

TRUST FUNDS



TRUST FUNDS



In the **Plurinational State of Bolivia**, WFP's conditional cash-based transfers programme focused on creating assets ranging from erosion management infrastructure to community gardens and reforestation schemes.



In **Colombia**, WFP reached 60,000 children through programmes providing micronutrient powder and multivitamin fortified foods.



In the **Dominican Republic**, 2,000 community leaders were trained and more than 40,000 children and elderly people received locally produced nutritious foods.

TRUST FUNDS



WFP provided capacity development in **El Salvador** to improve the nutrition status of the most vulnerable population groups.



The **Honduras** school meal programme reached 1.2 million people.



In **India**, WFP support to local authorities in Odisha State is expected to benefit 30 million people by improving efficiency of the Targeted Public Distribution System through using customized biometric solutions. The introduction of a similar approach in Kerala is expected to assist another 35 million beneficiaries.

TRUST FUNDS



The Government of **Lesotho** assumed full financial ownership of the national school meal programme implemented in partnership with WFP.



Namibian Government agencies conducted a vulnerability analysis and two food and nutrition security monitoring studies. WFP introduced new mobile data collection technologies, facilitating the Government's rapid collection and dissemination of information.



In **Peru**, WFP contributed to the design of a national school meal programme, implemented through the United Nations Development Programme (UNDP) and reaching 3.6 million students at more than 60,000 schools. WFP and the Government also reduced the prevalence of anaemia by improving access to iron-rich food and promoting healthy eating habits and hygiene.

TRUST FUNDS



Ecuador, Guatemala, Nicaragua, Paraguay:

through a regional approach, WFP facilitated workshops in emergency preparedness and response related to food and nutrition security, aimed at improving coordination before and in the aftermath of emergencies.

11.4 MILLION

people received WFP food as an **incentive to build assets** or attend **training programmes**

RESILIENCE BUILDING ACTIVITIES



470,455

hectares of **land protected or improved**




17,451

kilometres of roads and mountain trails and 87 bridges **constructed or repaired**



9.6 MILLION

people received assistance
in the form of cash-based
transfers in 84 programmes
and 54 countries
An 8% increase compared to 2014



CASH-BASED TRANSFERS



US\$678 MILLION

Value of cash-based transfers distributed



More than
85%

of cash-based transfers were provided within
emergency programmes
aimed at saving lives and livelihoods.



PARTNERSHIPS

PARTNERSHIPS

UNITED NATIONS AND INTERNATIONAL ORGANIZATION PARTNERS

WFP's partnerships seek to:

alleviate hunger through food assistance, nutrition support and social safety nets; eliminate the root causes of hunger and poverty through long-term support to sustainable agricultural development and rural transformation for the most vulnerable people.

FAO

IFAD

ILO

International Red Cross and Red Crescent Movement (ICRC, IFRC, National Red Cross and Red Crescent Societies)

IOM

UNAIDS

UNDP

UNEP

UNESCO

UNFPA

UN-HABITAT

UNHCR

UNICEF

UN-Women

WHO

World Bank

OTHER PARTNERS



1,062
non-governmental
organization partners



US\$94 MILLION

The amount of cash and in-kind donations from private sector corporate and individual partners





STAFF

14,840 EMPLOYEES

of whom 93% are based in the field

STAFF



43% WOMEN

among international recruits and professional officers



81%
locally recruited





In 2016, WFP plans to reach
82 MILLION PEOPLE
with food assistance in
76 COUNTRIES

For more information about our work,
please visit www.wfp.org

To download the full 2015 WFP Annual Performance Report please click [here](#)



Join us on Facebook
[@WorldFoodProgramme](#)



Follow us on Twitter
[@WFP](#)

wfp.org/help
Join our online community

The designations employed and the presentation of material in the maps do not imply the expression of any opinion whatsoever of WFP concerning the legal or constitutional status of any country, territory or sea area, or concerning the delimitation of frontiers.

Photo credits Cover: WFP/Olivier Le Blanc/DRC; Slide 2: WFP/Dina El Kassaby/Lebanon; Slide 4: WFP/Agron Dragaj/Mauritania; Slide 5: WFP/Rein Skullerud/Uganda; Slide 6: WFP/Miguel Vargas/Guatemala; Slide 7: WFP/Ammar Bamatraf/Yemen; Slide 8: WFP/Rein Skullerud/Sierra Leone; Slide 11: WFP/Daouda Guirou/Central African Republic; WFP/Daouda_Guirou/Central African Republic; Slide 12: WFP/Rein_Skullerud/Sierra Leone; WFP/Rein Skullerud/Sierra Leone; Slide 13: WFP/Mohammed Al Bahbahani/Iraq; WFP/Mohammed Al Bahbahani/Iraq; Slide 14: WFP/Giulio dAdamo/South Sudan; WFP/George Fominyen/South Sudan; Slide 15: WFP/Abeer Etefa/Syria; WFP/Hussam Al Saleh/Syria; WFP/Hussam Al Saleh/Syria; Slide 16: WFP/Abeer Etefa/Yemen; WFP/Ammar Bamatraf/Yemen; Slide 17: WFP/Marco Frattini/Nepal; Slide 21: WFP/Ranak Martin/Bangladesh; Slide 23: WFP/Berna Cetin/Turkey-Syria; Slide 25: WFP/Riccardo Gangale/Uganda; Slide 28: WFP/Rein Skullerud/Burkina Faso; Slide 33: WFP/Boris Heger/Bolivia; Slide 35: WFP/Mike Bloem/Colombia; Slide 40: WFP/Leonora Baumann/DRC; Slide 42: WFP/Prakash Mathema/Nepal; Slide 44: WFP/Rein Skullerud/Liberia; Slide 47: WFP/ReinSkullerud/Sierra Leone; Slide 49: WFP/Ricardo Franco/Mozambique.